



الاتحاد الأردني لشركات التأمين
Jordan Insurance Federation

Annual Report Insurance Business in Jordan

The First Half 2020

Issued by
Jordan Insurance Federation
December/2020

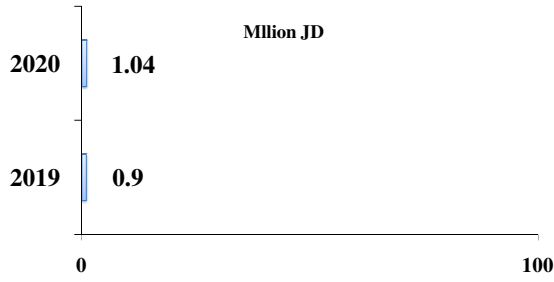


Annual Report for the first half of 2020

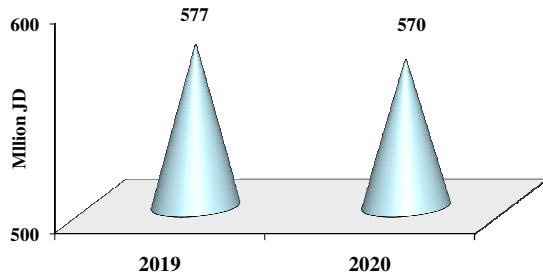
Insurance Business in Jordan

Table No.	Description	Page No.
	Insurance Operations Growth for the first half of 2020	A-C
Table (1)	Insurance Business for the first half of 2020 (Total Premiums & Claims)	1
Table (2)	Insurance Branches Results for the first half of 2020	2
Chart	Company's Share % in Gross Premiums as in 30/6/2020	3
Table (3)	Underwritten Premiums for the first half of 2020 Company's Share of All Classes	4-5
Table (4)	Motor Underwritten Premiums for first half - 2020	6
Table (5)	Companies Classification & Share of Gross Written Premiums (Inside Jordan) for the first half - 2020	7-10
Chart	Company's Share % of Paid Claims as in 30/6/2020	11
Table (6)	Paid Claims for the first half of 2020 Companies Share of all Classes	12-13
Table (7)	Motor Paid Claims for the first half of 2020	14
Table (8)	Companies Classification & Share of Paid Claims (Inside Jordan) as in 30/6/2020	15-18
Table (9)	Net Profit (Loss) of Jordan Insurance Companies as Per Class for the first half of 2020	19-20
Table (10)	Motor Net Profit (Loss) for the first half of 2020	21
Table (11)	Insurance Companies According to Profit (Loss) (Inside Jordan) Per Class for the first half of 2020	22-24
Table (12)	Total Assets/Investments/Paid-up Capital/ Shareholders' Equity/ Retained Earnings (Accumulated Profit & (Loss) for the first half of 2020	25
Table (13)	Fixed & Other Assets for (24) Insurance Companies as in 30/6/2020 compared with 31/12/2019	26
Table (14)	Reserves for (24) Insurance Companies As in 30/6/2020 Compared with 31/12/2019	27
Table (15)	Technical Provisions in Jordan Insurance Market as in 30/6/2020	28
Table (16)	Gross Administrative Expenses For (24) Insurance Companies Distributed on Insurance Underwriting Branches As in 30/6/2020 Compared with 30/6/2019	29-30
Table (17)	Takaful Insurance Business (Premiums, Paid Claims) Allocated to Insurance Branches for 30/6/2020	31
Table (18)	Takaful Insurance Business (Profit (Loss)) Allocated to Insurance Branches for 30/6/2020	32
Table (19)	Sum Insured at (21) Insurance Companies for Property Insurances as in 30/6/2020 Compared with 30/6/2019	33-34
Table (20)	Sum Insured at (22) Insurance Companies for Life & Personal Accidents Insurances as in 30/6/2020 Compared with 30/6/2019	35
Table (21)	Total Premiums, Paid Claims, Net Profit (Loss) and Net Technical profit (Loss) as in 30/6/2020 compared with 30/6/2019, Total Assets and Paid Up Capital as in 30/6/2020 compared with 30/6/2019 Total Premiums, Paid Claims, Net Profit (Loss) and Net Technical profit (Loss), Total Assets and Paid Up Capital as in 30/6/2020 compared with 30/6/2019	36-37
-	Insurance Companies Operating in Jordan	-

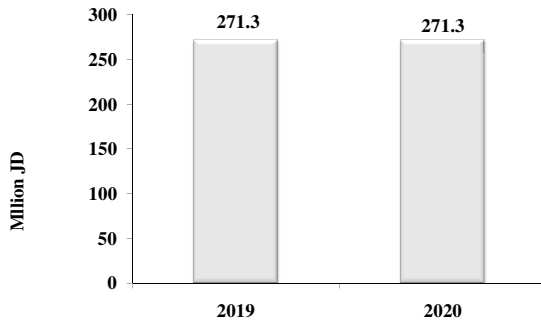
Insurance Operations Growth for the First Half of 2020



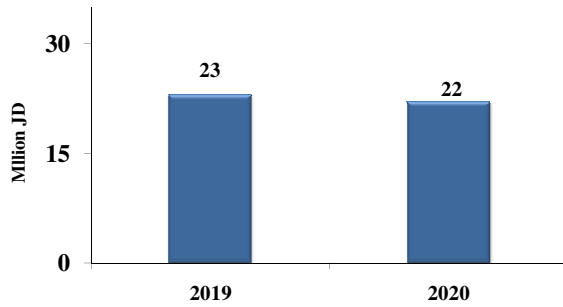
Total Assets as in 30/6/2020 compared with 31/12/2019



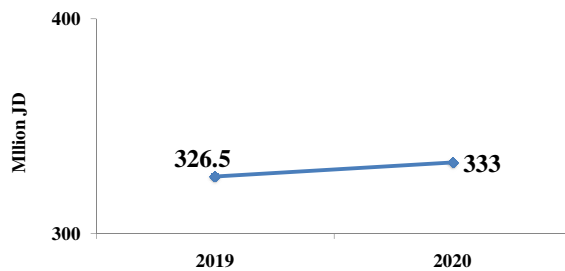
Total Investments as in 30/6/2020 compared with 31/12/2019



Total Paid Up Capital as in 30/6/2020 compared with 31/12/2019

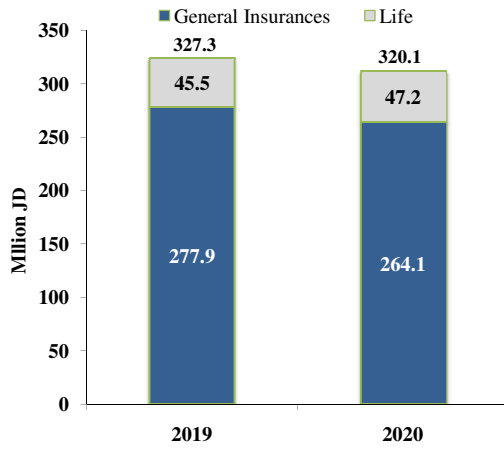
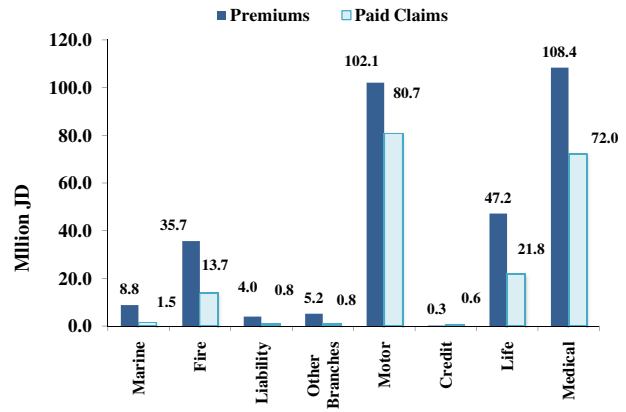


Total Accumulated Profit & Loss as in 30/6/2020 compared with 31/12/2019



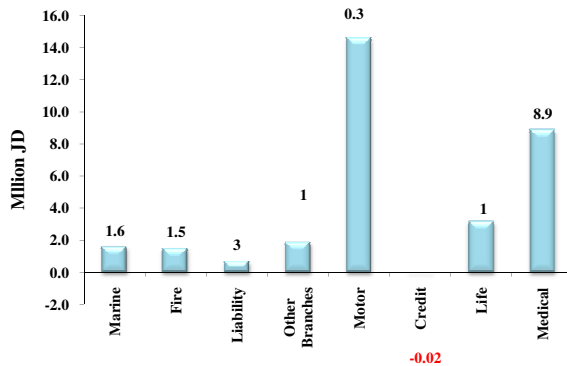
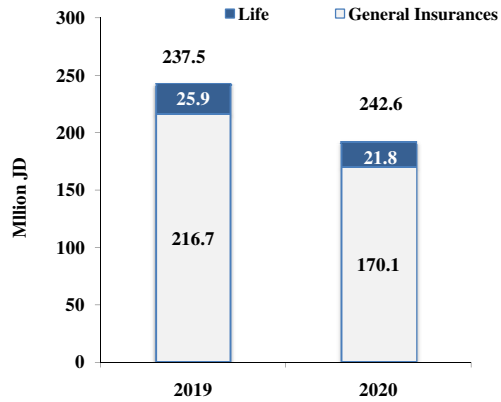
Total Shareholders Equity as in 30/6/2020 compared with 31/12/2019

Insurance Branches Premiums & Paid Claims Growth for the first half of 2020



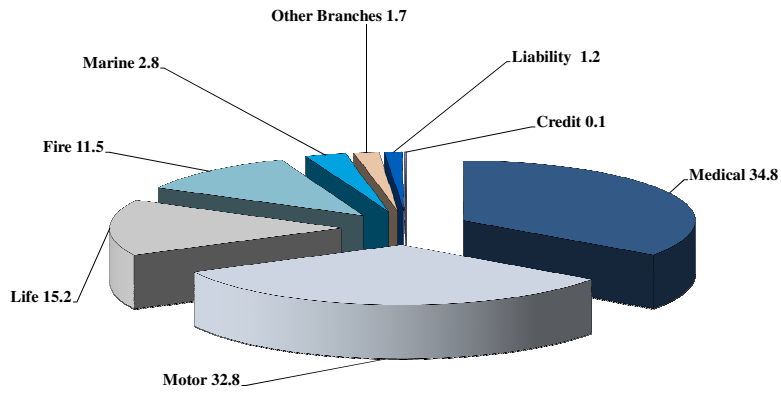
Total Premiums (General Insurances and Life & Medical Insurances) for the first half of 2020 Compared with the first half of 2019

Total Paid Claims (General Insurances and Life & Medical Insurances) for the First Half of 2020 Compared with the first half 2019

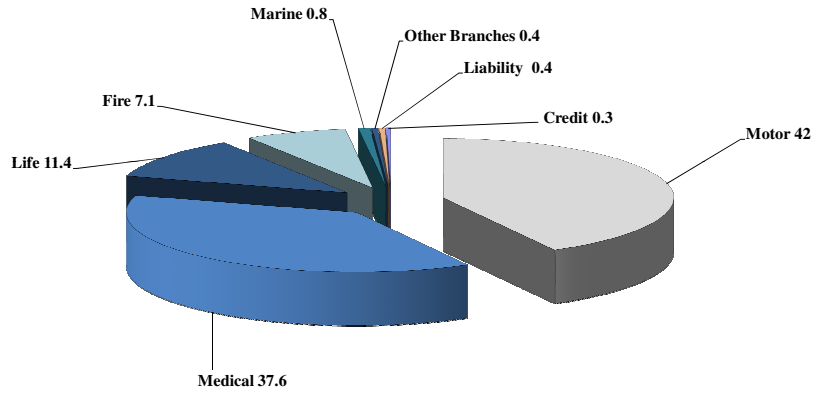


Branches Net Technical Profit (Loss) as in 30/6/2020 for 24 Insurance Companies

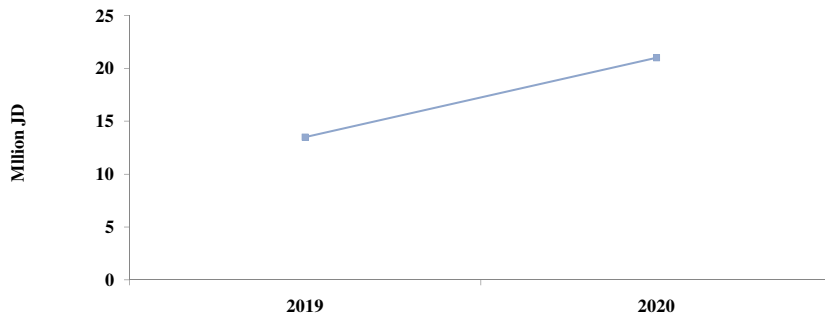
Insurance Branches % of Underwritten Premiums for the first half of 2020



Insurance Branches % of Paid Claims for the first half of 2020



Net Technical Profit (Loss) as in 30/6/2020 compared with 30/6/2019



Tabel (1)
Insurance Business for the First Half of 2020 for 24 Insurance Companies
Total Premiums & Paid Claims
From 1/1-30/6/2020

Branch/year	Underwritten Premiums For the first half of						Total Premiums 2019	Paid Claims For the first half of						Total Paid Claims 2019	
	2020	Change % 2019	Branch Share of Total Premiums	2019	Change % 2018	Branch Share of Total Premiums		2020	Change % 2019	Branch Share of Total Paid Claims	2019	Change % 2018	Branch Share of Total Paid Claims		
	Marine & Aviation Insurances*	8,775,510	-6.7%	2.8%	9,402,608	-11.9%		2.9%	17,811,134	Marine & Aviation Insurances*	1,496,241	-68.3%	0.8%		4,722,059
Fire Insurance	35,662,224	10.5%	11.5%	32,273,211	-1.2%	10.0%	68,091,924	Fire Insurance	13,650,244	47.4%	7.1%	9,259,456	3.6%	3.8%	27,615,406
Motor Insurance	102,141,390	-11.0%	32.8%	114,798,225	-2.3%	35.5%	234,355,477	Motor Insurance	80,687,409	-31.2%	42.0%	117,227,244	-1.9%	48.3%	234,357,362
Compulsory (Third Party Liability Ins.)	71,580,204	-10.2%	23.0%	79,684,880	2.7%	24.6%	166,390,198	Compulsory (Third Party Liabili	58,065,732	-32.0%	30.2%	85,348,989	0.9%	35.2%	171,086,472
Comprehensive (Own Damage)Ins.	30,561,186	-13.0%	9.8%	35,113,345	-12.0%	10.9%	67,965,279	Comprehensive (Own Damage)It	22,621,677	-29.0%	11.8%	31,878,255	3.5%	13.1%	63,270,890
Credit Insurance	261,293	-39.3%	0.1%	430,286	-0.5%	0.1%	892,125	Credit Insurance	639,020	-34.9%	0.3%	981,561	46.8%	0.4%	1,779,279
Liability	3,610,338	10.4%	1.2%	3,270,448	3.7%	1.0%	6,322,998	Liability	827,965	412.8%	0.4%	161,460	-60.8%	0.1%	644,807
Other Branches	5,221,037	-15.5%	1.7%	6,177,851	0.3%	1.9%	12,810,079	Other Branches	755,541	-58.8%	0.4%	1,835,341	50.6%	0.8%	2,516,653
Medical Insurance	108,397,680	-2.8%	34.8%	111,563,960	1.4%	34.5%	189,312,911	Medical Insurance	72,088,891	-12.7%	37.6%	82,555,270	3.3%	34.0%	161,573,595
Total General Insurances	264,069,472	-5%	84.8%	277,916,589	-0.9%	85.9%	529,596,648	Total General Insurances	170,145,311	-21.5%	88.6%	216,742,391	1.0%	89.3%	436,155,112
Life Assurance	47,209,528	3.7%	15.2%	45,535,487	-2.8%	14.1%	85,698,355	Life Assurance	21,815,347	-15.6%	11.4%	25,861,978	13.1%	10.7%	54,099,364
Total Premiums	311,279,000	-3.8%	100%	323,452,076	-1.2%	100%	615,295,003	Total Paid Claims	191,960,658	-20.9%	100%	242,604,369	2.1%	100%	490,254,476

* The source of the figures is the audited financial statements of insurance companies as of 06/30/2020.

** Marine Insurance Premiums for the first half of 2020 include aviation Insurance Premiums with an amount of JD (929,719) underwritten by (5) insurance companies practice this kind of Insurance.

Insurance Companies didn't pay any claims for Aviation Insurance in the first half as 2020.

Table (2)

Insurance Branches Results for (24) Companies as in 30/6/2020
,Premiums, Abroad Reinsurer's Premiums Share, Paid Claims, Abroad Reinsurer's Claims Share
Technical Profits (Losses) and Net Profit after tax (JD)

Branch	Underwritten Premiums	Abroad Reinsurer's Premiums Share	Paid Claims	Abroad Reinsurer's Claims Share	Net Technical Profit
Marine & Aviation Insurance	8,775,510	7,317,671	1,496,241	977,324	1,632,391
Fire Insurance	35,662,224	28,272,073	13,650,244	10,417,513	1,541,750
Liability Insurance	3,610,338	2,648,991	827,965	205,400	671,183
Other Branches	5,221,037	2,638,339	755,541	426,187	1,893,116
Motor Insurance	102,141,390	2,710,320	80,687,409	870,142	14,641,542
Credit Insurance	261,293	120,778	639,020	316,815	-20,409
Medical Insurance	108,397,680	44,856,485	72,088,891	29,700,636	8,925,167
Total General Insurances	264,069,472	88,564,657	170,145,311	42,914,017	29,284,740
Life Assurance	47,209,528	14,979,435	21,815,347	9,500,213	3,167,496
Total	311,279,000	103,544,092	191,960,658	52,414,230	32,452,236
<hr/>					
Net Profit (After Tax & Provisions) JD	<u>21,049,511</u>				

Companies Share % in Gross Premiums For the First Half of 2020

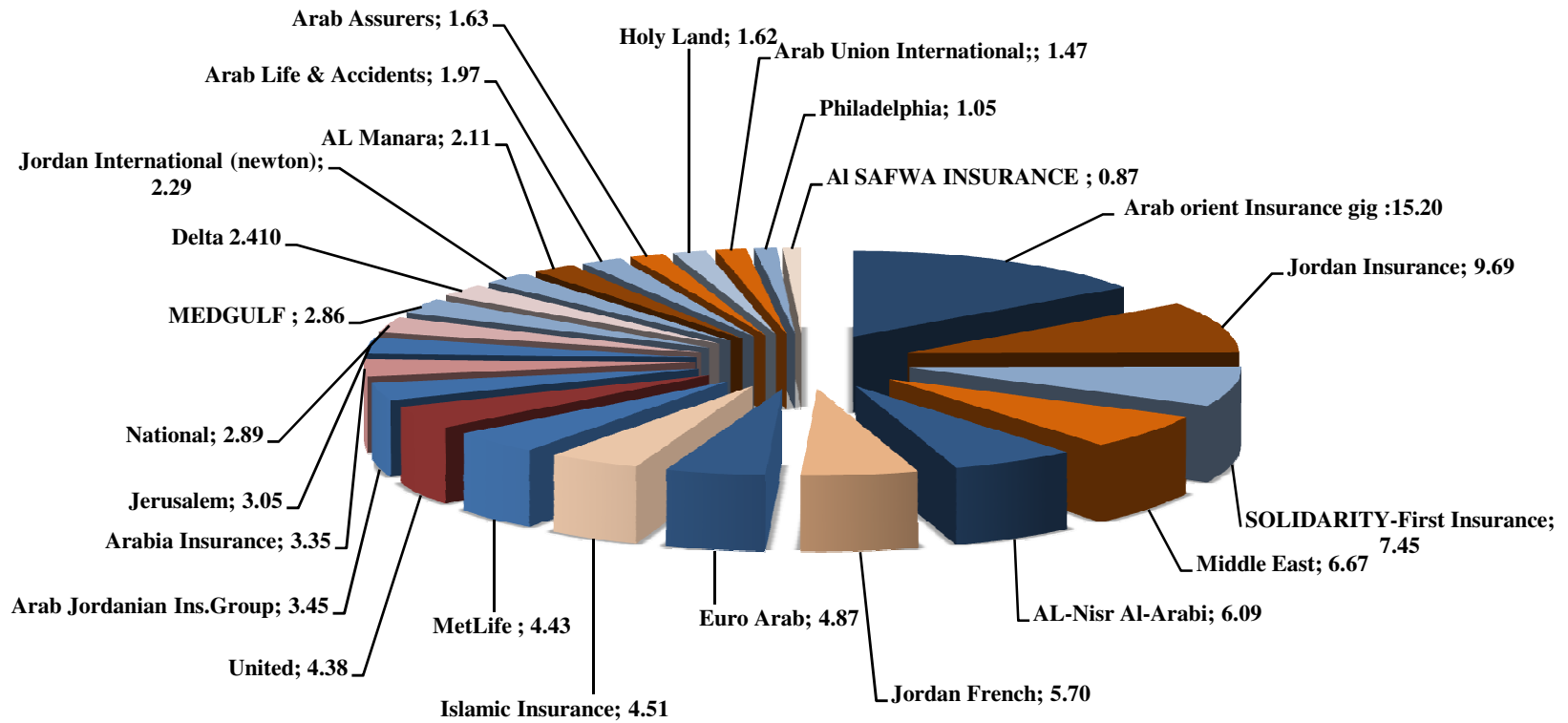


Table (3)
Underwritten Premiums
Companies Share of All Classes
For the first half of 2020 compared with the first half of 2019 (JD)

Tbl. 1-2

NO.	Companies	Marine		Aviation		Marine + Aviation		Fire & Other Property Damages		Liability		Other Branches		Credit		Motor			
																Compulsory (Third Party Liability Insurance)		Comprehensive (Own Damages)	
		2020	2019	2020	2019	2020	2019	2020	2019	2020	2019	2020	2019	2020	2019	2020	2019	2020	2019
1	Jordan Insurance	491,262	641,979			491,262	641,979	8,031,085	7,086,464	200,405	227,673	45,490	52,354			3,206,140	3,678,153	3,320,701	3,635,414
2	Middle East Insurance	2,371,648	2,104,472	142,626	147,551	2,514,274	2,252,023	5,488,822	5,789,051	488,216	501,127	25,544	45,188			3,254,189	3,651,951	1,995,273	2,446,768
3	National Insurance	274,997	313,577			274,997	313,577	1,656,804	1,040,425	35,966	35,807					3,059,825	3,698,486	1,008,164	1,320,497
4	United Insurance	152,632	170,245			152,632	170,245	2,305,899	1,700,966	145,365	238,970	12,503	54,446			3,181,025	3,781,192	1,105,716	1,328,157
5	Al Manara Insurance	32,034	29,090		2,698	32,034	31,788	837,041	833,798	525,527	206,069	65,716	50,675			3,504,969	3,189,691	886,001	542,919
6	Arabia Insurance-Jordan	127,639	169,745			127,639	169,745	1,336,664	794,150			125,772	153,439	109,318	135,492	3,217,548	3,967,542	1,502,452	1,746,898
7	Jerusalem Insurance	394,826	428,034			394,826	428,034	1,278,523	829,136	129,875	199,102	4,403	32,068			3,121,185	3,855,375	1,558,021	2,049,271
8	Al-Nisr Al-Arabi Insurance	163,545	161,980			163,545	161,980	1,623,265	1,435,002	542,302	260,784	47,359	109,641						
9	Jordan French Insurance	639,507	509,021	-49,980	367,661	589,527	876,682	775,251	940,508	78,405	75,410	-10,125	102,727	119,539	244,895	3,338,937	3,124,603	1,995,232	1,602,981
10	Arab Union International Ins.	13,963	9,742			13,963	9,742	49,720	34,316			38,325	76,368			3,401,581	3,322,635	729,536	416,233
11	Delta Insurance	300,199	291,863			300,199	291,863	895,808	1,165,763	93,479	150,666	-210,252	49,588	23,211	43,098	3,338,605	3,575,292	1,283,872	1,444,268
12	Al SAFWA INSURANCE	490	4,735			490	4,735	62,401	58,131			17,148	12,753			2,265,410	2,803,381	168,067	364,747
13	Holy Land Insurance	6,238	2,658			6,238	2,658	59,741	98,572	9,900	11,821					4,579,538	4,372,609	394,784	512,993
14	Arab Life & Accidents Ins.	87,115	110,497			87,115	110,497	402,495	524,549	40,820	61,042	38,205	66,402			3,292,836	4,179,218	1,424,052	1,932,412
15	Philadelphia Insurance	8,079	1,790			8,079	1,790	18,474	37,275	2,970	2,995	1,708	3,924			2,701,502	3,025,190	158,482	336,616
16	MetLife											1,198,802	1,171,604						
17	Jordan International Ins. (Newton)	471,219	711,206	145,998	86,307	617,217	797,513	791,916	1,350,417	155,898	128,477	25,478	111,891						
18	Euro Arab Insurance Group	359,535	269,959	108,205	331,353	467,740	601,312	959,286	630,217	301,258	322,602	101,890	61,949			3,904,832	4,386,274	1,688,364	2,027,653
19	Islamic Insurance	266,546	341,021			266,546	341,021	869,977	956,352			756,959	569,999			2,793,490	3,367,006	778,155	901,588
20	Arab Assurers	18,867	38,301			18,867	38,301	237,646	277,765	30,130	40,269	14,334	38,449	9,225	6,801	3,421,071	4,157,707	575,124	1,179,414
21	Arab Jordanian Ins. Group	198,584	169,437			198,584	169,437	1,319,911	1,080,003			254,396	332,816			3,561,005	4,121,143	1,349,556	1,644,325
22	Arab Orient Insurance gig	825,117	720,124		10,354	825,117	730,478	2,782,980	2,215,669	457,374	464,318	2,435,267	2,767,441			3,989,881	4,754,033	5,464,746	5,704,409
23	MEDGULF Insurance	163,593	226,306			163,593	226,306	777,178	765,999	58,684	65,423	15,217	18,782			3,061,559	3,714,121	1,296,555	1,879,683
24	SOLIDARITY-First Insurance	478,156	562,821	582,870	468,081	1,061,026	1,030,902	3,101,337	2,628,683	313,764	277,893	216,898	295,347			5,385,076	4,959,278	1,878,333	2,096,099
	Total	7,845,791	7,988,603	929,719	1,414,005	8,775,510	9,402,608	35,662,224	32,273,211	3,610,338	3,270,448	5,221,037	6,177,851	261,293	430,286	71,580,204	79,684,880	30,561,186	35,113,345

Table (3)
Underwritten Premiums
Companies Share of All Classes
For the first half of 2020 compared with the first half of 2019 (JD)

Tbl. 2-2

NO	Companies	Total Motor		Medical		Non Life Ins. (General Insurances)		Life		Gross Underwritten Premiums		Markets Share %		Abroad Gross Underwritten Premiums	
		Compulsory+Comprehensive													
		2020	2019	2020	2019	2020	2019	2020	2019	2020	2019	2020	2019	2020	2019
1	Jordan Insurance	6,526,841	7,313,567	4,680,416	5,356,777	19,975,499	20,678,814	10,188,302	10,136,059	30,163,801	30,814,873	9.69	9.53	3,936,974	5,031,445
2	Middle East Insurance	5,249,462	6,098,719	3,775,263	3,895,339	17,541,581	18,581,447	3,228,271	2,889,936	20,769,852	21,471,383	6.67	6.64		
3	National Insurance	4,067,989	5,018,983	2,665,194	2,436,927	8,700,950	8,845,719	295,931	275,861	8,996,881	9,121,580	2.89	2.82		
4	United Insurance	4,286,741	5,109,349	6,595,499	7,275,843	13,498,639	14,549,819	137,490	289,286	13,636,129	14,839,105	4.38	4.59		
5	Al Manara Insurance	4,390,970	3,732,610	715,282	423,574	6,566,570	5,278,514			6,566,570	5,278,514	2.11	1.63		
6	Arabia Insurance-Jordan	4,720,000	5,714,440	2,366,026	2,003,577	8,785,419	8,970,843	1,633,387	1,425,505	10,418,806	10,396,348	3.35	3.21		
7	Jerusalem Insurance	4,679,206	5,904,646	2,771,493	2,265,186	9,258,326	9,658,172	232,619	524,980	9,490,945	10,183,152	3.05	3.15		
8	Al-Nisr Al-Arabi Insurance			5,637,067	7,731,463	8,013,538	9,698,870	10,938,362	10,303,001	18,951,900	20,001,871	6.09	6.18		
9	Jordan French Insurance	5,334,169	4,727,584	10,190,405	9,400,168	17,077,171	16,367,974	668,045	835,443	17,745,216	17,203,417	5.70	5.32		
10	Arab Union International Ins.	4,131,117	3,738,868	340,257	201,056	4,573,382	4,060,350			4,573,382	4,060,350	1.47	1.26		
11	Delta Insurance	4,622,477	5,019,560	1,382,005	1,160,220	7,106,927	7,880,758	392,541	433,724	7,499,468	8,314,482	2.41	2.57		
12	Al SAFWA INSURANCE	2,433,477	3,168,128	185,347	87,916	2,698,863	3,331,663			2,698,863	3,331,663	0.87	1.03		
13	Holy Land Insurance	4,974,322	4,885,602			5,050,201	4,998,653			5,050,201	4,998,653	1.62	1.55		
14	Arab Life & Accidents Ins.	4,716,888	6,111,630	739,615	803,090	6,025,138	7,677,210	99,105	618,577	6,124,243	8,295,787	1.97	2.56		
15	Philadelphia Insurance	2,859,984	3,361,806	384,772	316,545	3,275,987	3,724,335			3,275,987	3,724,335	1.05	1.15		
16	MetLife			2,351,059	2,409,165	3,549,861	3,580,769	10,245,013	9,635,559	13,794,874	13,216,328	4.43	4.09		
17	Jordan International Ins. (Newton)			5,286,720	5,812,569	6,877,229	8,200,867	257,897	424,951	7,135,126	8,625,818	2.29	2.67		
18	Euro Arab Insurance Group	5,593,196	6,413,927	6,622,758	7,153,853	14,046,128	15,183,860	1,112,432	1,057,833	15,158,560	16,241,693	4.87	5.02		
19	Islamic Insurance	3,571,645	4,268,594	3,429,160	3,536,892	8,894,287	9,672,858	5,136,000	5,109,149	14,030,287	14,782,007	4.51	4.57		
20	Arab Assurers	3,996,195	5,337,121	759,845	512,099	5,066,242	6,250,805			5,066,242	6,250,805	1.63	1.93		
21	Arab Jordanian Ins. Group	4,910,561	5,765,468	3,792,787	2,960,084	10,476,239	10,307,808	248,776	61,058	10,725,015	10,368,866	3.45	3.21		
22	Arab Orient Insurance gig	9,454,627	10,458,442	31,352,764	32,944,321	47,308,129	49,580,669			47,308,129	49,580,669	15.20	15.33		
23	MEDGULF Insurance	4,358,114	5,593,804	3,529,949	3,054,793	8,902,735	9,725,107			8,902,735	9,725,107	2.86	3.01		
24	SOLIDARITY-First Insurance	7,263,409	7,055,377	8,843,997	9,822,503	20,800,431	21,110,705	2,395,357	1,514,565	23,195,788	22,625,270	7.45	6.99		
	Total	102,141,390	114,798,225	108,397,680	111,563,960	264,069,472	277,916,589	47,209,528	45,535,487	311,279,000	323,452,076	100	100	3,936,974	5,031,445

* .The figures above represent the operations of (24) insurance companies

Table (4)
Motor Underwritten Premiums As in 30/6/2020 Compared with 30/6/2019 *

No.	Companies	Total Compulsory/T.P.L		Comprehensive (Own Damages)		Total Motors	
		30/6/2020	30/6/2019	30/6/2020	30/6/2019	30/6/2020	30/6/2019
1	Jordan Insurance	3,206,140	3,678,153	3,320,701	3,635,414	6,526,841	7,313,567
2	Middle East Insurance	3,254,189	3,651,951	1,995,273	2,446,768	5,249,462	6,098,719
3	National Insurance	3,059,825	3,698,486	1,008,164	1,320,497	4,067,989	5,018,983
4	United Insurance	3,181,025	3,781,192	1,105,716	1,328,157	4,286,741	5,109,349
5	Al Manara Insurance	3,504,969	3,189,691	886,001	542,919	4,390,970	3,732,610
6	Arabia Insurance- Jordan	3,217,548	3,967,542	1,502,452	1,746,898	4,720,000	5,714,440
7	Jerusalem Insurance	3,121,185	3,855,375	1,558,021	2,049,271	4,679,206	5,904,646
8	Al-Nisr Al-Arabi Insurance						
9	Jordan French Insurance	3,338,937	3,124,603	1,995,232	1,602,981	5,334,169	4,727,584
10	Arab Union International Ins.	3,401,581	3,322,635	729,536	416,233	4,131,117	3,738,868
11	Delta Insurance	3,338,605	3,575,292	1,283,872	1,444,268	4,622,477	5,019,560
12	Al SAFWA INSURANCE	2,265,410	2,803,381	168,067	364,747	2,433,477	3,168,128
13	Holy Land Insurance	4,579,538	4,372,609	394,784	512,993	4,974,322	4,885,602
14	Arab Life & Accidents Ins.	3,292,836	4,179,218	1,424,052	1,932,412	4,716,888	6,111,630
15	Philadelphia Insurance	2,701,502	3,025,190	158,482	336,616	2,859,984	3,361,806
16	Jordan International Ins. (Newton)						
17	Euro Arab Insurance Group	3,904,832	4,386,274	1,688,364	2,027,653	5,593,196	6,413,927
18	Islamic Insurance	2,793,490	3,367,006	778,155	901,588	3,571,645	4,268,594
19	Arab Assurers	3,421,071	4,157,707	575,124	1,179,414	3,996,195	5,337,121
20	Arab Jordanian Ins. Group	3,561,005	4,121,143	1,349,556	1,644,325	4,910,561	5,765,468
21	Arab Orient Insurance gig	3,989,881	4,754,033	5,464,746	5,704,409	9,454,627	10,458,442
22	MEDGULF Insurance	3,061,559	3,714,121	1,296,555	1,879,683	4,358,114	5,593,804
23	SOLIDARITY-First Insurance	5,385,076	4,959,278	1,878,333	2,096,099	7,263,409	7,055,377
	Total	71,580,204	79,684,880	30,561,186	35,113,345	102,141,390	114,798,225

* Source :Financial Reports of (23) insurance companies.

** Insurance companies asked voluntary to revoke their Motor Insurance license:

- 1- AL-Nisr Al-Arabi Insurance Co. since 1/1/2012.
- 2- Jordan International Insurance (Newton) from 2012 until September 2020.

Table (5)
Companies Classification & Share of Gross Written Premiums (Inside Jordan) As in 30/6/2020 JD
(Allocated according to non life insurance, Life and medical insurances and total Written Premiums)

Tbl. 1-4

Classification of companies according to(Non Life Insurances Premiums)					Classification of companies according to (Life Premiums)					Classification of companies according to (Gross Premiums)							
No.	Companies	30/6/2020		30/6/2019		No.	Companies	30/6/2020		30/6/2019		No.	Companies	30/6/2020		30/6/2019	
		Non Life Insurance	Companies Share%	Companies Share%	Ranking			Life & Medical Insurance	Companies Share%	Companies Share%	Ranking			Gross Premiums	Companies Share%	Companies Share%	Ranking
1	Arab Orient Insurance (gig)	47,308,129	17.92	18.06	1	1	Al-Nisr Al-Arabi Insurance	10,938,362	23.17	22.63	1	1	Arab Orient Insurance (gig)	47,308,129	15.20	15.49	1
2	SOLIDARITY-First Insurance	20,800,431	7.88	7.69	2	2	MetLife	10,245,013	21.70	21.16	3	2	Jordan Insurance	30,163,801	9.69	9.63	2
3	Jordan Insurance	19,975,499	7.56	7.53	3	3	Jordan Insurance	10,188,302	21.58	22.26	2	3	SOLIDARITY-First Insurance	23,195,788	7.45	7.07	3
4	Middle East Insurance	17,541,581	6.64	6.77	4	4	Islamic Insurance	5,136,000	10.88	11.22	4	4	Middle East Insurance	20,769,852	6.67	6.71	4
5	Jordan French Insurance	17,077,171	6.47	4.75	7	5	Middle East Insurance	3,228,271	6.84	6.35	5	5	Al-Nisr Al-Arabi Insurance	18,951,900	6.09	6.25	5
6	Euro Arab Insurance Group	14,046,128	5.32	5.53	5	6	SOLIDARITY-First Insurance	2,395,357	5.07	3.33	6	6	Jordan French Insurance	17,745,216	5.70	4.34	9
7	United Insurance	13,498,639	5.11	5.30	6	7	Arabia Insurance-Jordan	1,633,387	3.46	3.13	7	7	Euro Arab Insurance Group	15,158,560	4.87	5.07	6
8	Arab Jordanian Ins. Group	10,476,239	3.51	3.54	8	8	Euro Arab Insurance Group	1,112,432	2.36	2.32	8	8	Islamic Insurance	14,030,287	4.51	4.62	8
9	Jerusalem Insurance	9,258,326	3.37	3.52	12	9	Jordan French Insurance	668,045	1.42	1.83	9	9	MetLife	13,794,874	4.43	4.13	10
10	MEDGULF Insurance	8,902,735	3.37	3.53	9	10	Delta Insurance	392,541	0.83	0.95	12	10	United Insurance	13,636,129	4.38	4.64	7
11	Islamic Insurance	8,894,287	3.37	3.52	11	11	National Insurance	295,931	0.63	0.61	15	11	Arab Jordanian Ins. Group	10,725,015	3.45	3.24	12
12	Arabia Insurance-Jordan	8,785,419	3.33	3.27	13	12	Jordan International Ins. (Newton)	257,897	0.55	0.93	13	12	Arabia Insurance-Jordan	10,418,806	3.35	3.25	11
13	National Insurance	8,700,950	3.29	3.22	14	13	Arab Jordanian Ins. Group	248,776	0.53	0.13	16	13	Jerusalem Insurance	9,490,945	3.05	3.18	13
14	Al-Nisr Al-Arabi Insurance	8,013,538	3.03	3.53	10	14	Jerusalem Insurance	232,619	0.49	1.15	11	14	National Insurance	8,996,881	2.89	2.85	15
15	Delta Insurance	7,106,927	2.69	2.87	16	15	United Insurance	137,490	0.29	0.64	14	15	MEDGULF Insurance	8,902,735	2.86	3.04	14
16	Jordan International Ins. (Newton)	6,877,229	2.60	2.99	15	16	Arab Life & Accidents Ins.	99,105	0.21	1.36	10	16	Delta Insurance	7,499,468	2.41	2.60	17
17	Al Manara Insurance	6,566,570	2.49	1.82	19	17	Al Manara Insurance					17	Jordan International Ins. (Newton)	7,135,126	2.29	2.69	16
18	Arab Life & Accidents Ins.	6,025,138	2.28	2.80	17	18	Arab Union International Ins.					18	Al Manara Insurance	6,566,570	2.11	1.65	20
19	Arab Assurers	5,066,242	1.91	2.28	18	19	Al SAFWA INSURANCE					19	Arab Life & Accidents Ins.	6,124,243	1.97	2.59	18
20	Holy Land Insurance	5,050,201	1.73	1.48	20	20	Holy Land Insurance					20	Arab Assurers	5,066,242	1.63	1.95	19
21	Arab Union International Ins.	4,573,382	1.73	1.48	21	21	Philadelphia Insurance					21	Holy Land Insurance	5,050,201	1.62	1.56	21
22	MetLife*	3,549,861	1.34	1.30	23	22	Arab Assurers					22	Arab Union International Ins.	4,573,382	1.47	1.27	22
23	Philadelphia Insurance	3,275,987	1.24	1.36	22	23	Arab Orient Insurance (gig)					23	Philadelphia Insurance	3,275,987	1.05	1.16	23
24	Al SAFWA INSURANCE	2,698,863	1.02	1.21	24	24	MEDGULF Insurance					24	Al SAFWA INSURANCE	2,698,863	0.87	1.04	24
	Total	264,069,472	100	100			Total	47,209,528	100			Total	311,279,000	100	100		

* .The company figuers represents personal accidents branch bussiness

* .The Companies under No.17-24 don't practice life insurance

Table (5)
Companies Classification & Share of Gross Written Premiums (Inside Jordan) As in 30/6/2020 JD
(According to Insurance Branches)

Tbl. 2-4

Marine & Transport & Aviation					Fire & Other Property Damages						
No.	Companies	30/6/2020		30/6/2019		No.	Companies	30/6/2020		30/6/2019	
		Written Premiums	Companies Share%	Companies Share%	Ranking			Written Premiums	Companies Share%	Companies Share%	Ranking
1	Middle East Insurance	2,514,274	28.65	23.95	1	1	Jordan Insurance	8,031,085	22.52	21.96	1
2	SOLIDARITY-First Insurance	1,061,026	12.09	10.96	2	2	Middle East Insurance	5,488,822	15.39	17.94	2
3	Arab Orient Insurance (gig)	825,117	9.40	7.77	5	3	SOLIDARITY-First Insurance	3,101,337	8.70	8.15	3
4	Jordan International Ins. (Newton)	617,217	7.03	8.48	4	4	Arab Orient Insurance (gig)	2,782,980	7.80	6.87	4
5	Jordan French Insurance	589,527	6.72	9.32	3	5	United Insurance	2,305,899	6.47	5.27	5
6	Jordan Insurance	491,262	5.60	6.83	6	6	National Insurance	1,656,804	4.65	3.22	10
7	Euro Arab Insurance Group	467,740	5.33	6.40	7	7	Al-Nisr Al-Arabi Insurance	1,623,265	4.55	4.45	6
8	Jerusalem Insurance	394,826	4.50	4.55	8	8	Arabia Insurance-Jordan	1,336,664	3.75	2.46	15
9	Delta Insurance	300,199	3.42	3.10	11	9	Arab Jordanian Ins. Group	1,319,911	3.70	3.35	9
10	National Insurance	274,997	3.13	3.34	10	10	Jerusalem Insurance	1,278,523	3.59	2.57	14
11	Islamic Insurance	266,546	3.04	3.63	9	11	Euro Arab Insurance Group	959,286	2.69	1.95	17
12	Arab Jordanian Ins. Group	198,584	2.26	1.80	15	12	Delta Insurance	895,808	2.51	3.61	8
13	MEDGULF Insurance	163,593	1.86	2.41	12	13	Islamic Insurance	869,977	2.44	2.96	11
14	Al-Nisr Al-Arabi Insurance	163,545	1.86	1.72	16	14	Al Manara Insurance	837,041	2.35	2.58	13
15	United Insurance	152,632	1.74	1.81	13	15	Jordan International Ins. (Newton)	791,916	2.22	4.18	7
16	Arabia Insurance-Jordan	127,639	1.45	1.81	14	16	MEDGULF Insurance	777,178	2.18	2.37	16
17	Arab Life & Accidents Ins.	87,115	0.99	1.18	17	17	Jordan French Insurance	775,251	2.17	2.91	12
18	Al Manara Insurance	32,034	0.37	0.34	19	18	Arab Life & Accidents Ins.	402,495	1.13	1.63	18
19	Arab Assurers	18,867	0.21	0.41	18	19	Arab Assurers	237,646	0.67	0.86	19
20	Arab Union International Ins.	13,963	0.16	0.10	20	20	Al SAFWA INSURANCE	62,401	0.17	0.18	21
21	Philadelphia Insurance	8,079	0.09	0.02	23	21	Holy Land Insurance	59,741	0.17	0.31	20
22	Holy Land Insurance	6,238	0.07	0.03	22	22	Arab Union International Ins.	49,720	0.14	0.11	23
23	Al SAFWA INSURANCE	490	0.01	0.05	21	23	Philadelphia Insurance	18,474	0.05	0.12	22
24	MetLife*			0.00	24	24	MetLife*			0.00	24
	Total	8,775,510	100	100			Total	35,662,224	100	100	

* The Company doesn't Practice Marine Insurance and Fire Insurance.

Table (5)
Companies Classification & Share of Gross Written Premiums (Inside Jordan) As in 30/6/2020 JD
(According to Insurance Branches)

Tbl.3-4

Liability				Other Branches			
No.	Companies	30/6/2020		No.	Companies	30/6/2020	
		Written Premiums	Companies Share %			Written Premiums	Companies Share %
1	Al-Nisr Al-Arabi Insurance	542,302	15.02	1	Arab Orient Insurance (gig)	2,435,267	46.64
2	Al Manara Insurance	525,527	14.56	2	MetLife	1,198,802	22.96
3	Middle East Insurance	488,216	13.52	3	Islamic Insurance	756,959	14.50
4	Arab Orient Insurance (gig)	457,374	12.67	4	Arab Jordanian Ins. Group	254,396	4.87
5	SOLIDARITY-First Insurance	313,764	8.69	5	SOLIDARITY-First Insurance	216,898	4.15
6	Euro Arab Insurance Group	301,258	8.34	6	Arabia Insurance-Jordan	125,772	2.41
7	Jordan Insurance	200,405	5.55	7	Euro Arab Insurance Group	101,890	1.95
8	Jordan International Ins. (Newton)	155,898	4.32	8	Al Manara Insurance	65,716	1.26
9	United Insurance	145,365	4.03	9	Al-Nisr Al-Arabi Insurance	47,359	0.91
10	Jerusalem Insurance	129,875	3.60	10	Jordan Insurance	45,490	0.87
11	Delta Insurance	93,479	2.59	11	Arab Union International Ins.	38,325	0.73
12	Jordan French Insurance	78,405	2.17	12	Arab Life & Accidents Ins.	38,205	0.73
13	MEDGULF Insurance	58,684	1.63	13	Middle East Insurance	25,544	0.49
14	Arab Life & Accidents Ins.	40,820	1.13	14	Jordan International Ins. (Newton)	25,478	0.49
15	National Insurance	35,966	1.00	15	Al SAFWA INSURANCE	17,148	0.33
16	Arab Assurers	30,130	0.83	16	MEDGULF Insurance	15,217	0.29
17	Holy Land Insurance	9,900	0.27	17	Arab Assurers	14,334	0.27
18	Philadelphia Insurance	2,970	0.08	18	United Insurance	12,503	0.24
19	Arabia Insurance-Jordan			19	Jerusalem Insurance	4,403	0.08
20	Arab Union International Ins.			20	Philadelphia Insurance	1,708	0.03
21	Al SAFWA INSURANCE			21	Jordan French Insurance	-10,125	-0.19
22	MetLife			22	Delta Insurance	-210,252	-4.03
23	Islamic Insurance			23	National Insurance		
24	Arab Jordanian Ins. Group			24	Holy Land Insurance		
	Total	3,610,338	100		Total	5,221,037	100

* The companies under No. 19-24 under their Liability insurance wasn't listed any fig

* The companies under No. 23 and 24 under Other business liceuse wasn't listed any business.

Table (5)
Companies Classification & Share of Gross Written Premiums (Inside Jordan) As in 30/6/2020 JD
(According to Insurance Branches)

Tbl. 4-4

Motor(Compulsory(Third Party Liability Insurance)&Comprehensive(Own Damages))					Medical						
No.	Companies	30/6/2020		30/6/2019		No.	Companies	30/6/2020		30/6/2019	
		Written Premiums	Companies Share%	Companies Share%	Ranking			Written Premiums	Companies Share%	Companies Share%	Ranking
1	Arab Orient Insurance (gig)	9,454,627	9.26	9.11	1	1	Arab Orient Insurance (gig)	31,352,764	28.92	30.43	1
2	SOLIDARITY-First Insurance	7,263,409	7.11	6.15	3	2	Jordan French Insurance	10,190,405	9.40	5.62	6
3	Jordan Insurance	6,526,841	6.39	6.37	2	3	SOLIDARITY-First Insurance	8,843,997	8.16	9.07	2
4	Euro Arab Insurance Group	5,593,196	5.48	5.59	4	4	Euro Arab Insurance Group	6,622,758	6.11	6.61	5
5	Jordan French Insurance	5,334,169	5.22	4.12	16	5	United Insurance	6,595,499	6.08	6.72	4
6	Middle East Insurance	5,249,462	5.14	5.31	6	6	Al-Nisr Al-Arabi Insurance	5,637,067	5.20	7.14	3
7	Holy Land Insurance	4,974,322	4.87	4.26	15	7	Jordan International Ins. (Newton)	5,286,720	4.88	5.37	7
8	Arab Jordanian Ins. Group	4,910,561	4.81	5.02	8	8	Jordan Insurance	4,680,416	4.32	4.95	8
9	Arabia Insurance-Jordan	4,720,000	4.62	4.98	9	9	Arab Jordanian Ins. Group	3,792,787	3.50	2.73	12
10	Arab Life & Accidents Ins.	4,716,888	4.62	5.32	5	10	Middle East Insurance	3,775,263	3.48	3.60	9
11	Jerusalem Insurance	4,679,206	4.58	5.14	7	11	MEDGULF Insurance	3,529,949	3.26	2.82	11
12	Delta Insurance	4,622,477	4.53	4.37	13	12	Islamic Insurance	3,429,160	3.16	3.27	10
13	Al Manara Insurance	4,390,970	4.30	3.25	19	13	Jerusalem Insurance	2,771,493	2.56	2.09	15
14	MEDGULF Insurance	4,358,114	4.27	4.87	10	14	National Insurance	2,665,194	2.46	2.25	13
15	United Insurance	4,286,741	4.20	4.45	12	15	Arabia Insurance-Jordan	2,366,026	2.18	1.85	16
16	Arab Union International Ins.	4,131,117	4.04	3.26	18	16	MetLife	2,351,059	2.17	2.23	14
17	National Insurance	4,067,989	3.98	4.37	14	17	Delta Insurance	1,382,005	1.27	1.07	17
18	Arab Assurers	3,996,195	3.91	4.65	11	18	Arab Assurers	759,845	0.70	0.47	19
19	Islamic Insurance	3,571,645	3.50	3.72	17	19	Arab Life & Accidents Ins.	739,615	0.68	0.74	18
20	Philadelphia Insurance	2,859,984	2.80	2.93	20	20	Al Manara Insurance	715,282	0.66	0.39	20
21	Al SAFWA INSURANCE	2,433,477	2.38	2.76	21	21	Philadelphia Insurance	384,772	0.35	0.29	21
22	Al-Nisr Al-Arabi Insurance					22	Arab Union International Ins.	340,257	0.31	0.19	22
23	Jordan International Ins. (Newton)*					23	Al SAFWA INSURANCE	185,347	0.17	0.08	23
24	MetLife					24	Holy Land Insurance			0.00	24
	Total	102,141,390	100	100			Total	108,397,680	100	100	

* The companies under No. 22 and 23 revoked voluntary their Motor Insurance license.

** The company under No. 24 dosen't practice motor insurance.

* The company under No. 24 dosen't practice medical insurance.

Companies Share % in Paid Claims For the First Half of 2020

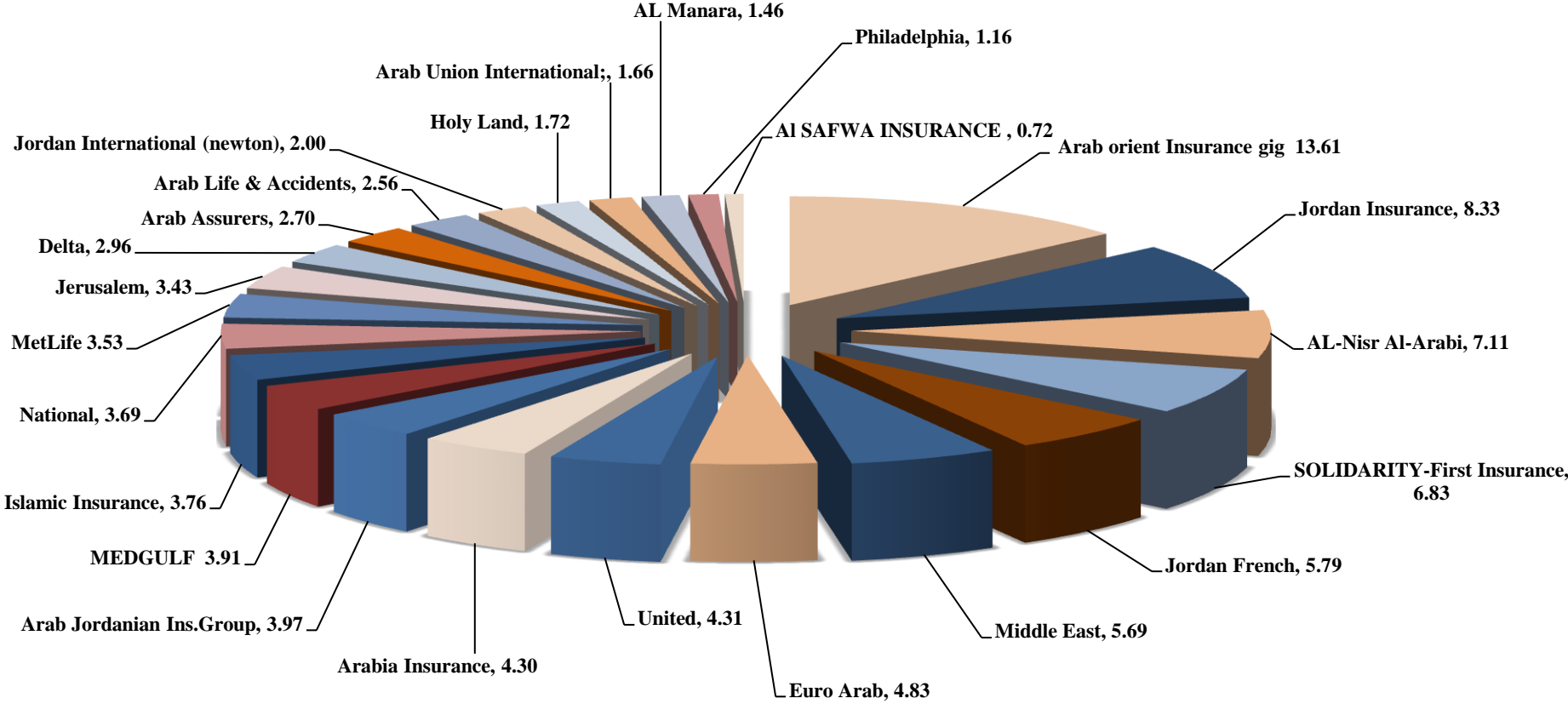


Table (6)
Paid Claims
Companies Share of All Classes
For the first half of 2020 compared with the first half of 2019 (JD)

Tbl. 1-2

NO.	Companies	Marine		Aviation		Marine + Aviation		Fire & Other Property Damages		Liability		Other Branches		Credit		Motor				
																Compulsory (Third Party Liability Insurance)		Comprehensive (Own Damages)		
		2020	2019	2020	2019	2020	2019	2020	2019	2020	2019	2020	2019	2020	2019	2020	2019	2020	2019	
1	Jordan Insurance	324,147	169,486			324,147	169,486	725,051	863,286	1,802	20,491	20,719					3,364,221	4,524,480	1,909,110	2,659,416
2	Middle East Insurance	15,117	1,840,660			15,117	1,840,660	2,511,303	1,827,568	36,394	9,540	25,131	21,364				3,134,338	4,434,817	1,575,819	3,029,103
3	National Insurance	75,152	137,450			75,152	137,450	257,296	417,689	7,534	27,969						3,092,698	4,286,643	981,753	2,290,858
4	United Insurance	20,853	21,646			20,853	21,646	300,814	797,071	8,961	1,357	3,216	8,802				2,816,176	4,055,956	713,371	1,337,165
5	Al Manara Insurance	170	8,097			170	8,097	164,950	394,307			266	183				1,546,650	2,519,591	414,281	793,960
6	Arabia Insurance-Jordan	45,483	185,772			45,483	185,772	555,494	151,646			13,940	25,123	209,101	353,592		3,428,973	4,645,710	1,596,351	2,030,220
7	Jerusalem Insurance	52,578	975,569			52,578	975,569	48,514	450,597	6,716	14,889	7,729	21,752				3,326,316	5,009,655	1,113,759	1,499,791
8	Al-Nisr Al-Arabi Insurance	49,120	809,230			49,120	809,230	2,178,455	571,858	574,787	4,022	6,433	27,779				1,812	41,490	480	946
9	Jordan French Insurance	18,912	13,752			18,912	13,752	112,384	483,945	334	263	17,512	52,704	156,068	213,123		3,286,094	5,095,882	1,020,546	1,394,481
10	Arab Union International Ins.	856	7,483			856	7,483	16,000	14,500			10,975	2,899				2,388,569	3,674,690	472,414	431,538
11	Delta Insurance	13,049	38,773			13,049	38,773	192,130	163,472	108,505	11,339	2,279	3,391	197,374	350,476		2,829,622	3,906,233	1,095,532	843,091
12	Al SAFWA INSURANCE	15,290				15,290	0	663	5,817			423	1,576				1,023,327	1,567,200	272,248	536,403
13	Holy Land Insurance					0	0	173,232	73,652	9,784							2,544,368	4,301,716	566,514	907,478
14	Arab Life & Accidents Ins.	81,695	201			81,695	201	129,715	237,041	26	10,500	2,503	13,524				2,790,002	3,739,816	992,588	1,571,379
15	Philadelphia Insurance					0	0	103,043	74,434			6,202					1,301,839	2,938,834	339,662	737,043
16	MetLife					0	0					1,809	18,656							
17	Jordan International Ins. (Newton)	90,545	194,286	750		90,545	195,036	324,529	181,364	2,950	28,208	75,013	459				85,451	157,867	8,196	25,648
18	Euro Arab Insurance Group	105,797	140,221			105,797	140,221	370,473	271,990		1,133	18,334	252,519				2,661,251	4,281,649	1,381,299	1,694,604
19	Islamic Insurance	9,020	56,155			9,020	56,155	1,413,564	678,372			22,239	53,008				2,489,020	4,570,828	555,361	871,884
20	Arab Assurers	133,365	14,667			133,365	14,667	323,923	139,514				2,200	76,477	64,370		2,950,015	4,397,397	996,198	1,834,938
21	Arab Jordanian Ins. Group	77,402	32,746			77,402	32,746	417,544	125,115			41,859	34,509				3,141,482	4,011,917	1,223,121	1,203,479
22	Arab Orient Insurance gig	225,915	7,193			225,915	7,193	2,842,590	578,787	14,677	15,633	423,222	1,240,739				3,819,347	5,486,541	2,604,078	3,120,208
23	MEDGULF Insurance	22,601	28,892			22,601	28,892	391,098	55,063		4,020	1,906	10,552				2,987,131	3,437,467	794,057	1,187,197
24	SOLIDARITY-First Insurance	119,174	39,030			119,174	39,030	97,479	702,368	55,495	12,096	53,831	43,602				3,057,030	4,262,610	1,994,939	1,877,425
	Total	1,496,241	4,721,309	0	750	1,496,241	4,722,059	13,650,244	9,259,456	827,965	161,460	755,541	1,835,341	639,020	981,561		58,065,732	85,348,989	22,621,677	31,878,255

Table (6)
Paid Claims
Companies Share of All Classes
For the first half of 2020 compared with the first half of 2019 (JD)

Tbl. 2-2

NO.	Companies	Total Motor *		Medical		Non Life Ins. (General Insurances)		Life		Gross Paid Claims		Markets Share %		Abroad Gross Paid Claims	
		Compulsory+Comprehensive		2020	2019	2020	2019	2020	2019	2020	2019	2020	2019	2020	2019
		2020	2019	2020	2019	2020	2019	2020	2019	2020	2019	2020	2019	2020	2019
1	Jordan Insurance	5,273,331	7,183,896	2,818,094	3,652,440	9,163,144	11,889,599	6,823,341	8,211,280	15,986,485	20,100,879	8.33	8.29	2,575,145	5,226,084
2	Middle East Insurance	4,710,157	7,463,920	2,204,670	2,465,912	9,502,772	13,628,964	1,410,235	2,122,674	10,913,007	15,751,638	5.69	6.49		
3	National Insurance	4,074,451	6,577,501	2,618,400	2,559,952	7,032,833	9,720,561	41,745	51,188	7,074,578	9,771,749	3.69	4.03		
4	United Insurance	3,529,547	5,393,121	4,321,951	5,424,686	8,185,342	11,646,683	88,401	234,470	8,273,743	11,881,153	4.31	4.90		
5	Al Manara Insurance	1,960,931	3,313,551	676,163	460,716	2,802,480	4,176,854			2,802,480	4,176,854	1.46	1.72		
6	Arabia Insurance-Jordan	5,025,324	6,675,930	1,150,097	1,928,030	6,999,439	9,320,093	1,262,805	1,101,374	8,262,244	10,421,467	4.30	4.30		
7	Jerusalem Insurance	4,440,075	6,509,446	2,007,614	1,414,924	6,563,226	9,387,177	23,360	368,947	6,586,586	9,756,124	3.43	4.02		
8	Al-Nisr Al-Arabi Insurance	2,292	42,436	6,811,915	9,392,477	9,623,002	10,847,802	4,019,343	4,097,031	13,642,345	14,944,833	7.11	6.16		
9	Jordan French Insurance	4,306,640	6,490,363	6,076,053	5,745,725	10,687,903	12,999,875	418,325	677,073	11,106,228	13,676,948	5.79	5.64		
10	Arab Union International Ins.	2,860,983	4,106,228	293,370	189,144	3,182,184	4,320,254			3,182,184	4,320,254	1.66	1.78		
11	Delta Insurance	3,925,154	4,749,324	1,232,163	958,708	5,670,654	6,275,483	13,273	19,357	5,683,927	6,294,840	2.96	2.59		
12	Al SAFWA INSURANCE	1,295,575	2,103,603	66,242	152,355	1,378,193	2,263,351			1,378,193	2,263,351	0.72	0.93		
13	Holy Land Insurance	3,110,882	5,209,194			3,293,898	5,282,846			3,293,898	5,282,846	1.72	2.18		
14	Arab Life & Accidents Ins.	3,782,590	5,311,195	860,962	694,530	4,857,491	6,266,991	56,836	365,527	4,914,327	6,632,518	2.56	2.73	17,126	32,611
15	Philadelphia Insurance	1,641,501	3,675,877	476,052	293,480	2,226,798	4,043,791			2,226,798	4,043,791	1.16	1.67		
16	MetLife			1,334,390	1,697,349	1,336,199	1,716,005	5,440,569	5,395,959	6,776,768	7,111,964	3.53	2.93		
17	Jordan International Ins. (Newton)	93,647	183,515	3,218,653	4,622,915	3,805,337	5,211,497	33,402	302,432	3,838,739	5,513,929	2.00	2.27		
18	Euro Arab Insurance Group	4,042,550	5,976,253	4,448,190	4,878,532	8,985,344	11,520,648	291,588	655,144	9,276,932	12,175,792	4.83	5.02		
19	Islamic Insurance	3,044,381	5,442,712	2,016,651	2,624,117	6,505,855	8,854,364	704,551	1,726,007	7,210,406	10,580,371	3.76	4.36		
20	Arab Assurers	3,946,213	6,232,335	699,649	941,646	5,179,627	7,394,732			5,179,627	7,394,732	2.70	3.05		
21	Arab Jordanian Ins. Group	4,364,603	5,215,396	2,655,121	2,275,476	7,556,529	7,683,242	67,707	4,575	7,624,236	7,687,817	3.97	3.17		
22	Arab Orient Insurance gig	6,423,425	8,606,749	16,188,641	19,823,966	26,118,470	30,273,067			26,118,470	30,273,067	13.61	12.48		
23	MEDGULF Insurance	3,781,188	4,624,664	3,303,972	2,907,449	7,500,765	7,630,640			7,500,765	7,630,640	3.91	3.15		
24	SOLIDARITY-First Insurance	5,051,969	6,140,035	6,609,878	7,450,741	11,987,826	14,387,872	1,119,866	528,940	13,107,692	14,916,812	6.83	6.15		
	Total	80,687,409	117,227,244	72,088,891	82,555,270	170,145,311	216,742,391	21,815,347	25,861,978	191,960,658	242,604,369	100	100	2,592,271	5,258,695

* The figures above represent the operations of (24) insurance companies.

Table (7)
Motor Paid Claims As in 30/6/2020 Compared with 30/6/2019 (JD)

No.	Companies	Compulsory T.P.L /Jordanian Vehicles		Compulsory T.P.L from Comprehensive		Total Jordanian Vehicles		Compulsory T.P.L Foreign Vehicles		Total Compulsory/T.P.L		Comprehensive (Own Damages)		Total Motors	
		30/6/2020	30/6/2019	30/6/2020	30/6/2019	30/6/2020	30/6/2019	30/6/2020	30/6/2019	30/6/2020	30/6/2019	30/6/2020	30/6/2019	30/6/2020	30/6/2019
1	Jordan Insurance	2,548,364	3,196,470	738,102	1,080,455	3,286,466	4,276,925	77,755	247,555	3,364,221	4,524,480	1,909,110	2,659,416	5,273,331	7,183,896
2	Middle East Insurance	2,518,098	3,311,241	471,856	996,794	2,989,954	4,308,035	144,384	126,782	3,134,338	4,434,817	1,575,819	3,029,103	4,710,157	7,463,920
3	National Insurance	2,609,017	3,365,391	405,427	767,708	3,014,444	4,133,099	78,254	153,544	3,092,698	4,286,643	981,753	2,290,858	4,074,451	6,577,501
4	United Insurance	2,073,858	3,093,572	556,076	802,406	2,629,934	3,895,978	186,242	159,978	2,816,176	4,055,956	713,371	1,337,165	3,529,547	5,393,121
5	Al Manara Insurance	1,274,390	2,085,420	218,201	338,350	1,492,591	2,423,770	54,059	95,821	1,546,650	2,519,591	414,281	793,960	1,960,931	3,313,551
6	Arabia Insurance- Jordan	2,645,412	3,548,820	694,998	949,253	3,340,410	4,498,073	88,563	147,637	3,428,973	4,645,710	1,596,351	2,030,220	5,025,324	6,675,930
7	Jerusalem Insurance	2,102,804	3,273,917	1,067,352	1,574,938	3,170,156	4,848,855	156,160	160,800	3,326,316	5,009,655	1,113,759	1,499,791	4,440,075	6,509,446
8	Al-Nisr Al-Arabi Insurance	1,602	40,078	210	728	1,812	40,806		684	1,812	41,490	480	946	2,292	42,436
9	Jordan French Insurance	2,610,934	4,065,481	517,256	846,947	3,128,190	4,912,428	157,904	183,454	3,286,094	5,095,882	1,020,546	1,394,481	4,306,640	6,490,363
10	Arab Union International Ins.	2,172,588	3,133,498	204,611	438,317	2,377,199	3,571,815	11,370	102,875	2,388,569	3,674,690	472,414	431,538	2,860,983	4,106,228
11	Delta Insurance	2,276,380	3,346,479	444,628	378,293	2,721,008	3,724,772	108,614	181,461	2,829,622	3,906,233	1,095,532	843,091	3,925,154	4,749,324
12	Al SAFWA INSURANCE	465,033	766,715	534,619	769,953	999,652	1,536,668	23,675	30,532	1,023,327	1,567,200	272,248	536,403	1,295,575	2,103,603
13	Holy Land Insurance	823,833	1,479,505	1,699,543	2,720,344	2,523,376	4,199,849	20,992	101,867	2,544,368	4,301,716	566,514	907,478	3,110,882	5,209,194
14	Arab Life & Accidents Ins.	2,087,429	2,694,448	604,335	848,979	2,691,764	3,543,427	98,238	196,389	2,790,002	3,739,816	992,588	1,571,379	3,782,590	5,311,195
15	Philadelphia Insurance	1,107,457	2,623,117	194,382	266,503	1,301,839	2,889,620		49,214	1,301,839	2,938,834	339,662	737,043	1,641,501	3,675,877
16	Jordan International Ins. (Newton)	85,451	157,867			85,451	157,867			85,451	157,867	8,196	25,648	93,647	183,515
17	Euro Arab Insurance Group	1,900,713	2,962,441	684,829	1,105,310	2,585,542	4,067,751	75,709	213,898	2,661,251	4,281,649	1,381,299	1,694,604	4,042,550	5,976,253
18	Islamic Insurance	2,074,490	3,871,806	288,246	496,144	2,362,736	4,367,950	126,284	202,878	2,489,020	4,570,828	555,361	871,884	3,044,381	5,442,712
19	Arab Assurers	1,707,025	2,268,653	1,242,990	2,128,744	2,950,015	4,397,397			2,950,015	4,397,397	996,198	1,834,938	3,946,213	6,232,335
20	Arab Jordanian Ins. Group	2,050,207	2,925,391	1,005,587	934,327	3,055,794	3,859,718	85,688	152,199	3,141,482	4,011,917	1,223,121	1,203,479	4,364,603	5,215,396
21	Arab Orient Insurance gig	2,437,335	3,542,635	1,235,748	1,800,313	3,673,083	5,342,948	146,264	143,593	3,819,347	5,486,541	2,604,078	3,120,208	6,423,425	8,606,749
22	MEDGULF Insurance	2,471,348	2,804,033	411,680	529,896	2,883,028	3,333,929	104,103	103,538	2,987,131	3,437,467	794,057	1,187,197	3,781,188	4,624,664
23	SOLIDARITY-First Insurance	2,120,805	3,260,718	828,143	829,789	2,948,948	4,090,507	108,082	172,103	3,057,030	4,262,610	1,994,939	1,877,425	5,051,969	6,140,035
	Total	42,164,573	61,817,696	14,048,819	20,604,491	56,213,392	82,422,187	1,852,340	2,926,802	58,065,732	85,348,989	22,621,677	31,878,255	80,687,409	117,227,244

* Source :Financial Reports of (23) insurance companies.

** Insurance companies asked voluntary to revoke their Motor Insurance license:

- 1- AL-Nisr Al-Arabi Insurance Co. since 1/1/2012.
- 2- Jordan International Insurance (Newton) from 2012 until September 2020.

Table (8)
Companies Classification & Share of Paid Claims (Inside Jordan) As in 30/6/2020 JD
(Allocated according to non life insurances, Life and medical insurances and total paid claims)

Tbl. 1-4

Classification of Companies According to Non-Life Insurances Claims					Classification of Companies According to Life Insurances Claims					Classification of Companies According to Total Paid Claims							
No.	Companies	30/6/2020		30/6/2019		No.	Companies	30/6/2020		30/6/2019		No.	Companies	30/6/2020		30/6/2019	
		Non-Life Insurances	Share % Non-Life Insurances %	Share %	No.			Life Insurances	Share % Life %	Share %	No.			Total Claims	Share %	No.	
1	Arab Orient Insurance gig	26,118,470	15.35	13.97	1	1	Jordan Insurance	6,823,341	31.28	31.75	1	1	Arab Orient Insurance gig	26,118,470	12.48	1	
2	SOLIDARITY-First Insurance	11,987,826	7.05	6.64	2	2	MetLife	5,440,569	24.94	20.86	2	2	Jordan Insurance	15,986,485	8.29	2	
3	Jordan French Insurance	10,687,903	6.28	6.00	4	3	Al-Nisr Al-Arabi Insurance	4,019,343	18.42	15.84	3	3	Al-Nisr Al-Arabi Insurance	13,642,345	6.16	4	
4	Al-Nisr Al-Arabi Insurance	9,623,002	5.66	5.01	8	4	Middle East Insurance	1,410,235	6.46	8.21	4	4	SOLIDARITY-First Insurance	13,107,692	6.15	5	
5	Middle East Insurance	9,502,772	5.59	6.29	3	5	Arabia Insurance-Jordan	1,262,805	5.79	4.26	6	5	Jordan French Insurance	11,106,228	5.64	6	
6	Jordan Insurance	9,163,144	5.39	5.49	5	6	SOLIDARITY-First Insurance	1,119,866	5.13	2.05	9	6	Middle East Insurance	10,913,007	6.49	3	
7	Euro Arab Insurance Group	8,985,344	5.28	5.32	7	7	Islamic Insurance	704,551	3.23	6.67	5	7	Euro Arab Insurance Group	9,276,932	5.02	7	
8	United Insurance	8,185,342	4.81	5.37	6	8	Jordan French Insurance	418,325	1.92	2.62	7	8	United Insurance	8,273,743	4.90	8	
9	Arab Jordanian Ins. Group	7,556,529	4.44	3.55	13	9	Euro Arab Insurance Group	291,588	1.34	2.53	8	9	Arabia Insurance-Jordan	8,262,244	4.30	10	
10	MEDGULF Insurance	7,500,765	4.41	3.52	14	10	United Insurance	88,401	0.41	0.91	13	10	Arab Jordanian Ins. Group	7,624,236	3.17	13	
11	National Insurance	7,032,833	4.13	4.49	9	11	Arab Jordanian Ins. Group	67,707	0.31	0.02	16	11	MEDGULF Insurance	7,500,765	3.15	14	
12	Arabia Insurance-Jordan	6,999,439	4.11	4.30	11	12	Arab Life & Accidents Ins.	56,836	0.26	1.41	11	12	Islamic Insurance	7,210,406	4.36	9	
13	Jerusalem Insurance	6,563,226	3.86	4.33	10	13	National Insurance	41745	0.19	0.2	14	13	National Insurance	7,074,578	4.03	11	
14	Islamic Insurance	6,505,855	3.82	4.09	12	14	Jordan International Ins. (Newton)	33,402	0.15	1.17	12	14	MetLife	6,776,768	2.93	16	
15	Delta Insurance	5,670,654	3.33	2.90	16	15	Jerusalem Insurance	23,360	0.11	1.43	10	15	Jerusalem Insurance	6,586,586	4.02	12	
16	Arab Assurers	5,179,627	3.04	3.41	15	16	Delta Insurance	13,273	0.06	0.07	15	16	Delta Insurance	5,683,927	2.59	18	
17	Arab Life & Accidents Ins.	4,857,491	2.85	2.89	17	17	Al Manara Insurance					17	Arab Assurers	5,179,627	3.05	15	
18	Jordan International Ins. (Newton)	3,805,337	2.24	2.40	19	18	Arab Union International Ins.					18	Arab Life & Accidents Ins.	4,914,327	2.73	17	
19	Holy Land Insurance	3,293,898	1.94	2.43	18	19	AI SAFWA INSURANCE					19	Jordan International Ins. (Newton)	3,838,739	2.27	19	
20	Arab Union International Ins.	3,182,184	1.87	1.99	20	20	Holy Land Insurance					20	Holy Land Insurance	3,293,898	2.17	20	
21	Al Manara Insurance	2,802,480	1.65	1.93	21	21	Philadelphia Insurance					21	Arab Union International Ins.	3,182,184	1.78	21	
22	Philadelphia Insurance	2,226,798	1.31	1.87	22	22	Arab Assurers					22	Al Manara Insurance	2,802,480	1.72	22	
23	AI SAFWA INSURANCE	1,378,193	0.81	1.04	23	23	Arab Orient Insurance gig					23	Philadelphia Insurance	2,226,798	1.67	23	
24	MetLife	1,336,199	0.79	0.79	24	24	MEDGULF Insurance					24	AI SAFWA INSURANCE	1,378,193	0.93	24	
	Total	170,145,311	100	100			Total	21,815,347	100	100			Total	191,960,658	100		

* .The Companies under No.17-24 don't practice life insurance

Table (8)

Companies Classification & Share of Paid Claims (Inside Jordan) As in 30/6/2020 JD

Tbl. 2-4

Marine & Transport					Fire & Other Property Damages						
No.	Companies	30/6/2020		30/6/2019		No.	Companies	30/6/2020		30/6/2019	
		Paid Claims	Share %	Share %	No.			Paid Claims	Share %	Share %	No.
1	Jordan Insurance	324,147	21.66	3.59	6	1	Arab Orient Insurance gig	2,842,590	20.82	6.25	6
2	Arab Orient Insurance gig	225,915	15.10	0.15	19	2	Middle East Insurance	2,511,303	18.40	19.74	1
3	Arab Assurers	133,365	8.91	0.31	15	3	Al-Nisr Al-Arabi Insurance	2,178,455	15.96	6.18	7
4	SOLIDARITY-First Insurance	119,174	7.96	0.83	10	4	Islamic Insurance	1,413,564	10.36	7.33	5
5	Euro Arab Insurance Group	105,797	7.07	2.97	7	5	Jordan Insurance	725,051	5.31	9.32	2
6	Jordan International Ins. (Newton)	90,545	6.05	4.13	4	6	Arabia Insurance-Jordan	555,494	4.07	1.64	16
7	Arab Life & Accidents Ins.	81,695	5.46			7	Arab Jordanian Ins. Group	417,544	3.06	1.35	18
8	Arab Jordanian Ins. Group	77,402	5.17	0.69	12	8	MEDGULF Insurance	391,098	2.87	0.59	21
9	National Insurance	75,152	5.02	2.91	8	9	Euro Arab Insurance Group	370,473	2.71	2.94	12
10	Jerusalem Insurance	52,578	3.51	20.66	2	10	Jordan International Ins. (Newton)	324,529	2.38	1.96	14
11	Al-Nisr Al-Arabi Insurance	49,120	3.28	17.14	3	11	Arab Assurers	323,923	2.37	1.51	17
12	Arabia Insurance-Jordan	45,483	3.04	3.93	5	12	United Insurance	300,814	2.20	8.61	3
13	MEDGULF Insurance	22,601	1.51	0.61	13	13	National Insurance	257,296	1.88	4.51	10
14	United Insurance	20,853	1.39	0.46	14	14	Delta Insurance	192,130	1.41	1.77	15
15	Jordan French Insurance	18,912	1.26	0.29	16	15	Holy Land Insurance	173,232	1.27	0.80	20
16	Al SAFWA INSURANCE	15,290	1.02			16	Al Manara Insurance	164,950	1.21	4.26	11
17	Middle East Insurance	15,117	1.01	38.98	1	17	Arab Life & Accidents Ins.	129,715	0.95	2.56	13
18	Delta Insurance	13,049	0.87	0.82	11	18	Jordan French Insurance	112,384	0.82	5.23	8
19	Islamic Insurance	9,020	0.60	1.19	9	19	Philadelphia Insurance	103,043	0.75	0.80	19
20	Arab Union International Ins.	856	0.06	0.16	18	20	SOLIDARITY-First Insurance	97,479	0.71	7.59	4
21	Al Manara Insurance	170	0.01	0.17	17	21	Jerusalem Insurance	48,514	0.36	4.87	9
22	Holy Land Insurance*					22	Arab Union International Ins.	16,000	0.12	0.16	22
23	Philadelphia Insurance*					23	Al SAFWA INSURANCE	663	0.00	0.06	23
24	MetLife**					24	MetLife**				
	Total	1,496,241	100	100			Total	13,650,244	100	100	

* The company didn't pay marine and transport claims for the mid year 2020.

** The company doesn't practice marine & fire Insurances.

Table (8)
Companies Classification & Share of Paid Claims (Inside Jordan) As in 30/6/2020 JD

Tbl. 3-4

Liability				Other Branches			
No.	Companies	30/6/2020		No.	Companies	30/6/2020	
		Total Claims	Share %			Total Claims	Share %
1	Al-Nisr Al-Arabi Insurance	574,787	69.42	1	Arab Orient Insurance gig	423,222	56.02
2	Delta Insurance	108,505	13.11	2	Jordan International Ins. (Newton)	75,013	9.93
3	SOLIDARITY-First Insurance	55,495	6.70	3	SOLIDARITY-First Insurance	53,831	7.12
4	Middle East Insurance	36,394	4.40	4	Arab Jordanian Ins. Group	41,859	5.54
5	Arab Orient Insurance gig	14,677	1.77	5	Middle East Insurance	25,131	3.33
6	Holy Land Insurance	9,784	1.18	6	Islamic Insurance	22,239	2.94
7	United Insurance	8,961	1.08	7	Jordan Insurance	20,719	2.74
8	National Insurance	7,534	0.91	8	Euro Arab Insurance Group	18,334	2.43
9	Jerusalem Insurance	6,716	0.81	9	Jordan French Insurance	17,512	2.32
10	Jordan International Ins. (Newton)	2,950	0.36	10	Arabia Insurance-Jordan	13,940	1.85
11	Jordan Insurance	1,802	0.22	11	Arab Union International Ins.	10,975	1.45
12	Jordan French Insurance	334	0.04	12	Jerusalem Insurance	7,729	1.02
13	Arab Life & Accidents Ins.	26	0.003	13	Al-Nisr Al-Arabi Insurance	6,433	0.85
14	Al Manara Insurance *			14	Philadelphia Insurance	6,202	0.82
15	Arabia Insurance-Jordan*			15	United Insurance	3,216	0.43
16	Arab Union International Ins. *			16	Arab Life & Accidents Ins.	2,503	0.33
17	Al SAFWA INSURANCE *			17	Delta Insurance	2,279	0.30
18	Philadelphia Insurance*			18	MEDGULF Insurance	1,906	0.25
19	MetLife*			19	MetLife	1,809	0.24
20	Euro Arab Insurance Group*			20	Al SAFWA INSURANCE	423	0.06
21	Islamic Insurance*			21	Al Manara Insurance	266	0.04
22	Arab Assurers*			22	National Insurance*		
23	Arab Jordanian Ins. Group*			23	Holy Land Insurance*		
24	MEDGULF Insurance*			24	Arab Assurers*		
	Total	827,965	100		Total	755,541	100

* The companies under No. 19-24 under their Liability insurance wasn't listed any figures.

* The companies under No. 23 and 24 under Other business license wasn't listed any business.

Table (8)
Companies Classification & Share of Paid Claims (Inside Jordan) As in 30/6/2020 JD

Tbl. 4-4

Motor(Compulsory(Third Party Liability Insurance) & Comprehensive (Own Damages)						Medical					
No.	Companies	30/6/2020		30/6/2019		No.	Companies	30/6/2020		30/6/2019	
		Paid Claims	Share %	Share %	No.			Paid Claims	Share %	Share %	No.
1	Arab Orient Insurance gig	6,423,425	7.96	7.34	1	1	Arab Orient Insurance gig	16,188,641	22.46	24.01	1
2	Jordan Insurance	5,273,331	6.54	6.13	3	2	Al-Nisr Al-Arabi Insurance	6,811,915	9.45	11.38	2
3	SOLIDARITY-First Insurance	5,051,969	6.26	5.24	9	3	SOLIDARITY-First Insurance	6,609,878	9.17	9.03	3
4	Arabia Insurance-Jordan	5,025,324	6.23	5.70	4	4	Jordan French Insurance	6,076,053	8.43	6.96	4
5	Middle East Insurance	4,710,157	5.84	6.37	2	5	Euro Arab Insurance Group	4,448,190	6.17	5.91	6
6	Jerusalem Insurance	4,440,075	5.50	5.55	6	6	United Insurance	4,321,951	6.00	6.57	5
7	Arab Jordanian Ins. Group	4,364,603	5.41	4.45	14	7	MEDGULF Insurance	3,303,972	4.58	3.52	9
8	Jordan French Insurance	4,306,640	5.34	5.54	7	8	Jordan International Ins. (Newton)	3,218,653	4.46	5.60	7
9	National Insurance	4,074,451	5.05	5.61	5	9	Jordan Insurance	2,818,094	3.91	4.42	8
10	Euro Arab Insurance Group	4,042,550	5.01	5.10	10	10	Arab Jordanian Ins. Group	2,655,121	3.68	2.76	13
11	Arab Assurers	3,946,213	4.89	5.32	8	11	National Insurance	2,618,400	3.63	3.10	11
12	Delta Insurance	3,925,154	4.86	4.05	16	12	Middle East Insurance	2,204,670	3.06	2.99	12
13	Arab Life & Accidents Ins.	3,782,590	4.69	4.53	13	13	Islamic Insurance	2,016,651	2.80	3.18	10
14	MEDGULF Insurance	3,781,188	4.69	3.95	17	14	Jerusalem Insurance	2,007,614	2.78	1.71	16
15	United Insurance	3,529,547	4.37	4.6	12	15	MetLife	1,334,390	1.85	2.06	15
16	Holy Land Insurance	3,110,882	3.86	4.43	15	16	Delta Insurance	1,232,163	1.71	1.16	17
17	Islamic Insurance	3,044,381	3.77	4.64	11	17	Arabia Insurance-Jordan	1,150,097	1.60	2.34	14
18	Arab Union International Ins.	2,860,983	3.55	3.50	18	18	Arab Life & Accidents Ins.	860,962	1.19	0.84	19
19	Al Manara Insurance	1,960,931	2.43	2.83	20	19	Arab Assurers	699,649	0.97	1.14	18
20	Philadelphia Insurance	1,641,501	2.03	3.14	19	20	Al Manara Insurance	676,163	0.94	0.56	20
21	Al SAFWA INSURANCE	1,295,575	1.61	1.79	21	21	Philadelphia Insurance	476,052	0.66	0.36	21
22	Jordan International Ins. (Newton)	93,647	0.12	0.16	22	22	Arab Union International Ins.	293,370	0.41	0.23	22
23	Al-Nisr Al-Arabi Insurance	2,292	0.003	0.04	23	23	Al SAFWA INSURANCE	66242	0.09	0.18	23
24	MetLife*					24	Holy Land Insurance				
Total		80,687,409	100	100		Total		72,088,891	100	100	

* .The company dosent practice motor Insurances

* The company under No. 24 does not practice Medical Insurance.

Table (9)

Net Profit (Loss) for 24 Insurance Companies Per Class (as in 30/6/2020 compared with 30/6/2019)
(According to Insurance Branches) JD

Tbl. 1-2

NO.	Companies	Marine		Aviation		Marine+Aviation		Fire & Other Property Damages		Liability		Other Branches		Credit		Motor Compulsory (Third Party Liability Insurance)	
		2020	2019	2020	2019	2020	2019	2020	2019	2020	2019	2020	2019	2020	2019	2020	2019
1	Jordan Insurance	91,139	189,285			91,139	189,285	267,342	215,952	43,398	59,338	29,358	25,501			-189,559	-609,109
2	Middle East Insurance	256,420	352,469	8,843	24,141	265,263	376,610	52,075	199,638	29,200	33,925	28,603	40,837			-557,298	-807,383
3	National Insurance	103,727	214,444			103,727	214,444	168,136	58,125	3,758	2,957					422,444	-220,165
4	United Insurance	23,437	109,326	958		24,395	109,326	73,594	103,643	34,070	56,728	9,166	13,908			552,575	-382,818
5	Al Manara Insurance	16,125	8,043	893	1,175	17,018	9,218	43,027	34,900	43,564	42,757	26,544	16,429			223,181	-498,869
6	Arabia Insurance-Jordan	41,734	129,509			41,734	129,509	69,357	157,465			33,792	154,031	10,864	21,827	-4,446	-373,762
7	Jerusalem Insurance	217,559	161,332			217,559	161,332	-2,258	66,913	47,349	35,698	4,441	6,924			-196,619	-1,217,299
8	Al-Nisr Al-Arabi Insurance	38,881	44,757			38,881	44,757	56,975	86,089	61,019	65,281	53,478	-4,143			-12,306	-30,893
9	Jordan French Insurance	42,648	-46,139	-16,789	2,057	25,859	-44,082	170,783	198,087	18,038	32,426	-43,666	45,007	714	269,881	59,590	-1,826,989
10	Arab Union International Ins.	6,942	-9,223			6,942	-9,223	-10,118	-21,925			41,449	42,835			345,029	-275,379
11	Delta Insurance	58,078	61,230			58,078	61,230	13,935	27,757	35,030	34,627	-50,935	200,913	-28,660	22,183	284,602	-463,109
12	Al SAFWA INSURANCE	-1,143	-1,800			-1,143	-1,800	271,269	19,721			1,519	5,511			401,354	158,522
13	Holy Land Insurance	2,425	1,150			2,425	1,150	10,574	-89,602	10,884	21,167					1,555,175	368,981
14	Arab Life & Accidents Ins.	95,764	2,472			95,764	2,472	-27,032	-39,008	2,161	5,628	9,468	8,805	894	-216	-543,136	-139,795
15	Philadelphia Insurance	1,629	1,143			1,629	1,143	28,343	14,128	847	4,566	3,207	3,317			-482,589	-406,933
16	MetLife					0	0					777,080	654,822				
17	Jordan International Ins. (Newton)	138,915	155,263	11,189	1,665	150,104	156,928	-18,586	-58,534	35,132	-14,491	-9,869	-2,891			565	2,186
18	Euro Arab Insurance Group	699	50,387	2,274	6,335	2,973	56,722	61,440	53,079	31,042	38,771	74,473	59,936			445,161	-1,604,394
19	Islamic Insurance	126,145	151,004			126,145	151,004	110,714	-931			175,825	153,911			-124,120	-1,464,678
20	Arab Assurers	-9,047	18,212			-9,047	18,212	139,647	88,790	31,731	32,906	3,422	8,475	-4,221	-6,244	-136,407	-392,499
21	Arab Jordanian Ins. Group	45,314	50,313			45,314	50,313	4,177	-3,221			169,359	142,908			647,546	232,081
22	Arab Orient Insurance gig	167,220	239,808	-897		167,220	238,911	-220,095	1,046,755	159,078	203,853	421,070	666,006			213,547	-1,335,356
23	MEDGULF Insurance	56,110	132,098			56,110	132,098	206,255	170,069	32,691	30,458	5,976	6,506			-2,064,110	-820,439
24	SOLIDARITY-First Insurance	95,433	116,324	8,869	10,738	104,302	127,062	72,196	120,621	52,191	80,006	129,356	99,474			-127,956	-782,053
	Total	1,616,154	2,131,407	16,237	45,214	1,632,391	2,176,621	1,541,750	2,448,511	671,183	766,601	1,893,116	2,349,022	-20,409	307,431	712,223	-12,890,152

Table (9)

Net Profit (Loss) for 24 Insurance Companies Per Class (as in 30/6/2020 compared with 30/6/2019)

(According to Insurance Branches) JD

Tbl. 2-2

NO.	Companies	Motor				Medical		Non Life (General Insurances)		Life		Net Technical Profit (Loss)		Abroad Net Technical Profit (Loss)		Net Profit (Loss)	
		Comprehensive (Own Damages)		Compulsory+ Comprehensive*		2020	2019	2020	2019	2020	2019	2020	2019	2020	2019	2020	2019
		2020	2019	2020	2019	2020	2019	2020	2019	2020	2019	2020	2019	2020	2019	2020	2019
1	Jordan Insurance	797,460	804,186	607,901	195,077	254,543	180,728	1,293,681	865,881	1,131,296	945,075	2,424,977	1,810,956	1,357,600	445,392	2,445,149	1,189,914
2	Middle East Insurance	892,719	640,472	335,421	-166,911	160,343	123,976	870,905	608,075	573,707	566,063	1,444,612	1,174,138			345,205	1,263,681
3	National Insurance	145,645	43,480	568,089	-176,685	63,438	-19,368	907,148	79,473	31,100	32,466	938,248	111,939			783,742	426,201
4	United Insurance	343,228	432,420	895,803	49,602	240,358	-145,160	1,277,386	188,047	48,849	84,913	1,326,235	272,960			826,254	424,865
5	Al Manara Insurance	466,114	651,255	689,295	152,386	61,562	-41,538	881,010	214,152			881,010	214,152			641,330	103,120
6	Arabia Insurance-Jordan	133,615	576,199	129,169	202,437	113,294	36,525	398,210	701,794	-31,046	9,146	367,164	710,940			297,883	640,834
7	Jerusalem Insurance	1,118,602	1,209,361	921,983	-7,938	186,584	2,125	1,375,658	265,054	-15,556	-53,907	1,360,102	211,147			753,254	665,046
8	Al-Nisr Al-Arabi Insurance	-201	5,781	-12,507	-25,112	1,536,386	20,772	1,734,232	187,644	740,977	629,877	2,475,209	817,521			1,979,244	826,776
9	Jordan French Insurance	1,455,230	2,205,920	1,514,820	378,931	526,433	78,323	2,212,981	958,573	119,809	107,519	2,332,790	1,066,092			1,160,093	572,916
10	Arab Union International Ins.	-110,136	144,079	234,893	-131,300	5,955	-18,643	279,121	-138,256			279,121	-138,256			110,354	-63,964
11	Delta Insurance	513,111	145,332	797,713	-317,777	35,967	58,221	861,128	87,154	-220,618	-169,360	640,510	-82,206			477,344	85,117
12	AI SAFWA INSURANCE	165,858	8,721	567,212	167,243	18,613	31,904	857,470	222,579			857,470	222,579			518,958	36,630
13	Holy Land Insurance	32,361	51,109	1,587,536	420,090			1,611,419	352,805			1,611,419	352,805			1,390,717	218,839
14	Arab Life & Accidents Ins.	939,161	732,715	396,025	592,920	-109,045	-117,894	368,235	452,707	38,998	60,000	407,233	512,707	-22,979	-21,032	67,767	130,904
15	Philadelphia Insurance	-124,963	121,888	-607,552	-285,045	-146,349	-2,577	-719,875	-264,468			-719,875	-264,468			-838,722	-291,746
16	MetLife					716,416	254,404	1,493,496	909,226	508,298	494,086	2,001,794	1,403,312			1,721,765	1,192,369
17	Jordan International Ins. (Newton)	2,658	-358	3,223	1,828	305,225	77,574	465,229	160,414	16,911	73,396	482,140	233,810			157,947	177,239
18	Euro Arab Insurance Group	106,455	1,626,516	551,616	22,122	745,729	-195,039	1,467,273	35,591	172,814	99,335	1,640,087	134,926			1,113,002	371,478
19	Islamic Insurance	322,672	241,019	198,552	-1,223,659	-300,466	-359,813	310,770	-1,279,488	66,486	529,442	377,256	-750,046			1,796,434	872,335
20	Arab Assurers	519,779	901,361	383,372	508,862	-12,581	-278,449	532,323	372,552			532,323	372,552			297,621	231,980
21	Arab Jordanian Ins. Group	595,475	407,349	1,243,021	639,430	713,116	255,019	2,174,987	1,084,449	72,328	4,951	2,247,315	1,089,400			1,195,777	511,480
22	Arab Orient Insurance gig	2,209,036	1,756,890	2,422,583	421,534	4,117,321	2,054,459	7,067,177	4,631,518			7,067,177	4,631,518			4,018,605	3,367,267
23	MEDGULF Insurance	3,580,150	1,159,318	1,516,040	338,879	-385,087	-598,165	1,431,985	79,845			1,431,985	79,845			-574,637	9,687
24	SOLIDARITY-First Insurance	-174,710	120,418	-302,666	-661,635	77,412	1,072	132,791	-233,400	-86,857	-134,750	45,934	-368,150			364,425	529,129
	Total	13,929,319	13,985,431	14,641,542	1,095,279	8,925,167	1,398,456	29,284,740	10,541,921	3,167,496	3,278,252	32,452,236	13,820,173	1,334,621	424,360	21,049,511	13,492,097

* The figures above represent the operations of (24) insurance companies.

Table (10)

Motor Net Profit (Loss) As in 30/6/2020 Compared with 30/6/2019 Results of (23) Insurance companies *

No.	Companies	Compulsory T.P.L /Jordanian Vehicles		Compulsory T.P.L from Comprehensive		Total Jordanian Vehicles		Compulsory T.P.L Foreign Vehicles		Total Compulsory/T.P.L		Comprehensive (Own Damages)		Total Motors	
		30/6/2020	30/6/2019	30/6/2020	30/6/2019	30/6/2020	30/6/2019	30/6/2020	30/6/2019	30/6/2020	30/6/2019	30/6/2020	30/6/2019	30/6/2020	30/6/2019
1	Jordan Insurance	-189,221	-784,570	-324,472	-84,776	-513,693	-869,346	324,134	260,237	-189,559	-609,109	797,460	804,186	607,901	195,077
2	Middle East Insurance	-693,806	-772,371	50,353	-245,259	-643,453	-1,017,630	86,155	210,247	-557,298	-807,383	892,719	640,472	335,421	-166,911
3	National Insurance	-20,598	-804,725	226,446	380,043	205,848	-424,682	216,596	204,517	422,444	-220,165	145,645	43,480	568,089	-176,685
4	United Insurance	668,889	-288,952	19,338	-340,387	688,227	-629,339	-135,652	246,521	552,575	-382,818	343,228	432,420	895,803	49,602
5	Al Manara Insurance	63,914	-418,942	119,913	-27,860	183,827	-446,802	39,354	-52,067	223,181	-498,869	466,114	651,255	689,295	152,386
6	Arabia Insurance- Jordan	123,587	-170,030	-295,062	-350,172	-171,475	-520,202	167,029	146,440	-4,446	-373,762	133,615	576,199	129,169	202,437
7	Jerusalem Insurance	133,597	-419,910	-450,760	-926,476	-317,163	-1,346,386	120,544	129,087	-196,619	-1,217,299	1,118,602	1,209,361	921,983	-7,938
8	Al-Nisr Al-Arabi Insurance	-1,590	-21,198	575	-3,551	-1,015	-24,749	-11,291	-6,144	-12,306	-30,893	-201	5,781	-12,507	-25,112
9	Jordan French Insurance	-639,332	-1,313,985	313,691	-544,315	-325,641	-1,858,300	385,231	31,311	59,590	-1,826,989	1,455,230	2,205,920	1,514,820	378,931
10	Arab Union International Ins.	-120,024	-777,277	275,472	113,054	155,448	-664,223	189,581	388,844	345,029	-275,379	-110,136	144,079	234,893	-131,300
11	Delta Insurance	229,726	-430,325	-66,016	-151,661	163,710	-581,986	120,892	118,877	284,602	-463,109	513,111	145,332	797,713	-317,777
12	Al SAFWA INSURANCE	199,148	215,554	118,809	-165,254	317,957	50,300	83,397	108,222	401,354	158,522	165,858	8,721	567,212	167,243
13	Holy Land Insurance	1,426,251	31,185	-65,784	316,853	1,360,467	348,038	194,708	20,943	1,555,175	368,981	32,361	51,109	1,587,536	420,090
14	Arab Life & Accidents Ins.	-526,583	230,324	-12,260	-342,087	-538,843	-111,763	-4,293	-28,032	-543,136	-139,795	939,161	732,715	396,025	592,920
15	Philadelphia Insurance	-751,671	-475,334	78,379	26,635	-673,292	-448,699	190,703	41,766	-482,589	-406,933	-124,963	121,888	-607,552	-285,045
16	Jordan International Ins. (Newton)	565	-41		2,227	565	2,186			565	2,186	2,658	-358	3,223	1,828
17	Euro Arab Insurance Group	181,769	-360,686	135,172	-1,238,700	316,941	-1,599,386	128,220	-5,008	445,161	-1,604,394	106,455	1,626,516	551,616	22,122
18	Islamic Insurance	-123,734	-1,391,503	-59,359	-148,977	-183,093	-1,540,480	58,973	75,802	-124,120	-1,464,678	322,672	241,019	198,552	-1,223,659
19	Arab Assurers	273,673	173,635	-724,350	-846,829	-450,677	-673,194	314,270	280,695	-136,407	-392,499	519,779	901,361	383,372	508,862
20	Arab Jordanian Ins. Group	478,810	60,198	225,632	37,420	704,442	97,618	-56,896	134,463	647,546	232,081	595,475	407,349	1,243,021	639,430
21	Arab Orient Insurance gig	-494,740	-748,154	372,103	-724,629	-122,637	-1,472,783	336,184	137,427	213,547	-1,335,356	2,209,036	1,756,890	2,422,583	421,534
22	MEDGULF Insurance	-260,106	-508,296	-2,158,382	-171,677	-2,418,488	-679,973	354,378	-140,466	-2,064,110	-820,439	3,580,150	1,159,318	1,516,040	338,879
23	SOLIDARITY-First Insurance	-237,924	-757,007	99,815	-132,602	-138,109	-889,609	10,153	107,556	-127,956	-782,053	-174,710	120,418	-302,666	-661,635
	Total	-279,400	-9,732,410	-2,120,747	-5,568,980	-2,400,147	-15,301,390	3,112,370	2,411,238	712,223	-12,890,152	13,929,319	13,985,431	14,641,542	1,095,279

* Source :Financial Reports of (23) insurance companies.

** Insurance companies asked voluntary to revoke their Motor Insurance license:

1- AL-Nisr Al-Arabi Insurance Co. since 1/1/2012.

2- Jordan International Insurance (Newton) from 2012 until September 2020.

Table (11)

Companies Classification According to Profit (Loss) as in 30/6/2020 (Inside Jordan) JD

Tbl. 1-3

Marine & Transport						Fire & Other Property Damages					
No.	Companies	30/6/2020		30/6/2019		No.	Companies	30/6/2020		30/6/2019	
		Profit (Loss)	Share %	Share %	No.			Profit (Loss)	Share %	Share %	No.
1	Middle East Insurance	265,263	16.25	17.30	1	1	Al SAFWA INSURANCE	271,269	17.59	0.81	16
2	Jerusalem Insurance	217,559	13.33	7.41	5	2	Jordan Insurance	267,342	17.34	8.82	2
3	Arab Orient Insurance (gig)	167,220	10.24	10.97	2	3	MEDGULF Insurance	206,255	13.38	6.95	5
4	Jordan International Ins. (Newton)	150,104	9.20	7.21	6	4	Jordan French Insurance	170,783	11.08	8.13	4
5	Islamic Insurance	126,145	7.73	6.93	7	5	National Insurance	168,136	10.91	2.37	12
6	SOLIDARITY-First Insurance	104,302	6.39	5.84	10	6	Arab Assurers	139,647	9.06	3.63	9
7	National Insurance	103,727	6.35	9.85	3	7	Islamic Insurance	110,714	7.18	-0.04	18
8	Arab Life & Accidents Ins.	95,764	5.87	0.11	18	8	United Insurance	73,594	4.77	4.23	8
9	Jordan Insurance	91,139	5.58	8.69	4	9	SOLIDARITY-First Insurance	72,196	4.68	4.93	7
10	Delta Insurance	58,078	3.56	2.81	12	10	Arabia Insurance-Jordan	69,357	4.50	6.43	6
11	MEDGULF Insurance	56,110	3.44	6.07	8	11	Euro Arab Insurance Group	61,440	3.99	2.17	13
12	Arab Jordanian Ins. Group	45,314	2.78	2.31	14	12	Al-Nisr Al-Arabi Insurance	56,975	3.70	3.52	10
13	Arabia Insurance-Jordan	41,734	2.56	5.95	9	13	Middle East Insurance	52,075	3.38	8.15	3
14	Al-Nisr Al-Arabi Insurance	38,881	2.38	2.06	15	14	Al Manara Insurance	43,027	2.79	1.43	14
15	Jordan French Insurance	25,859	1.58	-1.98	23	15	Philadelphia Insurance	28,343	1.84	0.58	17
16	United Insurance	24,395	1.49	5.02	11	16	Delta Insurance	13,935	0.90	1.13	15
17	Al Manara Insurance	17,018	1.04	0.42	17	17	Holy Land Insurance	10,574	0.69	-3.70	23
18	Arab Union International Ins.	6,942	0.43	-0.42	22	18	Arab Jordanian Ins. Group	4,177	0.27	-0.13	19
19	Euro Arab Insurance Group	2,973	0.18	2.60	13	19	Jerusalem Insurance	-2,258	-0.15	2.73	11
20	Holy Land Insurance	2,425	0.15	0.05	20	20	Arab Union International Ins.	-10,118	-0.66	-0.90	20
21	Philadelphia Insurance	1,629	0.10	0.05	19	21	Jordan International Ins. (Newton)	-18,586	-1.21	-2.39	22
22	MetLife*	0	0.00			22	Arab Life & Accidents Ins.	-27,032	-1.75	-1.59	21
23	Al SAFWA INSURANCE	-1,143	-0.07	-0.08	21	23	Arab Orient Insurance (gig)	-220,095	-14.28	42.75	1
24	Arab Assurers	-9,047	-0.55	0.84	16	24	MetLife*				
Total		1,632,391	100	100		Total		1,541,750	100	100	

* The company does not practice marine & fire Insurances.

Table (11)
Companies Classification According to Profit (Loss) as in 30/6/2020 (Inside Jordan) JD

Tbl. 2-3

Liability				Other Branches				Compulsory(Third Party Liability Insurance) & Comprehensive (Owr		
No.	Companies	30/6/2020		No.	Companies	30/6/2020		No.	Companies	30/6/2020
		Profit (Loss)	Share %			Profit (Loss)	Share %			Profit (Loss)
1	Arab Orient Insurance (gig)	159,078	23.70	1	MetLife	777,080	41.05	1	Arab Orient Insurance (gig)	2,422,583
2	Al-Nisr Al-Arabi Insurance	61,019	9.09	2	Arab Orient Insurance (gig)	421,070	22.24	2	Holy Land Insurance	1,587,536
3	SOLIDARITY-First Insurance	52,191	7.78	3	Islamic Insurance	175,825	9.29	3	MEDGULF Insurance	1,516,040
4	Jerusalem Insurance	47,349	7.05	4	Arab Jordanian Ins. Group	169,359	8.95	4	Jordan French Insurance	1,514,820
5	Al Manara Insurance	43,564	6.49	5	SOLIDARITY-First Insurance	129,356	6.83	5	Arab Jordanian Ins. Group	1,243,021
6	Jordan Insurance	43,398	6.47	6	Euro Arab Insurance Group	74,473	3.93	6	Jerusalem Insurance	921,983
7	Jordan International Ins. (Newton)	35,132	5.23	7	Al-Nisr Al-Arabi Insurance	53,478	2.82	7	United Insurance	895,803
8	Delta Insurance	35,030	5.22	8	Arab Union International Ins.	41,449	2.19	8	Delta Insurance	797,713
9	United Insurance	34,070	5.08	9	Arabia Insurance-Jordan	33,792	1.78	9	Al Manara Insurance	689,295
10	MEDGULF Insurance	32,691	4.87	10	Jordan Insurance	29,358	1.55	10	Jordan Insurance	607,901
11	Arab Assurers	31,731	4.73	11	Middle East Insurance	28,603	1.51	11	National Insurance	568,089
12	Euro Arab Insurance Group	31,042	4.62	12	Al Manara Insurance	26,544	1.40	12	Al SAFWA INSURANCE	567,212
13	Middle East Insurance	29,200	4.35	13	Arab Life & Accidents Ins.	9,468	0.50	13	Euro Arab Insurance Group	551,616
14	Jordan French Insurance	18,038	2.69	14	United Insurance	9,166	0.48	14	Arab Life & Accidents Ins.	396,025
15	Holy Land Insurance	10,884	1.62	15	MEDGULF Insurance	5,976	0.32	15	Arab Assurers	383,372
16	National Insurance	3,758	0.56	16	Jerusalem Insurance	4,441	0.23	16	Middle East Insurance	335,421
17	Arab Life & Accidents Ins.	2,161	0.32	17	Arab Assurers	3,422	0.18	17	Arab Union International Ins.	234,893
18	Philadelphia Insurance	847	0.13	18	Philadelphia Insurance	3,207	0.17	18	Islamic Insurance	198,552
19	Arabia Insurance-Jordan			19	Al SAFWA INSURANCE	1,519	0.08	19	Arabia Insurance-Jordan	129,169
20	Arab Union International Ins.			20	Jordan International Ins. (Newton)	-9,869	-0.52	20	Jordan International Ins. (Newton)	3,223
21	Al SAFWA INSURANCE			21	Jordan French Insurance	-43,666	-2.31	21	Al-Nisr Al-Arabi Insurance	-12,507
22	MetLife			22	Delta Insurance	-50,935	-2.69	22	SOLIDARITY-First Insurance	-302,666
23	Islamic Insurance			23	National Insurance			23	Philadelphia Insurance	-607,552
24	Arab Jordanian Ins. Group			24	Holy Land Insurance			24	MetLife*	
	Total	671,183	100		Total	1,893,116	100		Total	14,641,542

* The companies under No. 19-24 under their Liability insurance wasn't listed any figures.

* The companies under No. 23 and 24 under Other business license wasn't listed any business.

* The company classified under No. 24 doesn't practice Motor Insurance.

Table (11)

Companies Classification According to Profit (Loss) as in 30/6/2020 (Inside Jordan) JD

Tbl. 3-3

Medical					Life						
No.	Companies	30/6/2020		30/6/2019		No.	Companies	30/6/2020		30/6/2019	
		Profit (Loss)	Share %	Share %	No.			Profit (Loss)	Share %	Share %	No.
1	Arab Orient Insurance (gig)	4,117,321	46.13	146.23	1	1	Jordan Insurance	1,131,296	35.72	28.82	1
2	Al-Nisr Al-Arabi Insurance	1,536,386	17.21	1.48	11	2	Al-Nisr Al-Arabi Insurance	740,977	23.39	19.21	2
3	Euro Arab Insurance Group	745,729	8.36	-13.88	20	3	Middle East Insurance	573,707	18.11	17.26	3
4	MetLife	716,416	8.03	18.11	3	4	MetLife	508,298	16.05	15.07	5
5	Arab Jordanian Ins. Group	713,116	7.99	18.15	2	5	Euro Arab Insurance Group	172,814	5.46	3.03	7
6	Jordan French Insurance	526,433	5.90	6.04	6	6	Jordan French Insurance	119,809	3.78	3.31	6
7	Jordan International Ins. (Newton)	305,225	3.42	5.52	7	7	Arab Jordanian Ins. Group	72,328	2.28	0.15	13
8	Jordan Insurance	254,543	2.85	12.86	4	8	Islamic Insurance	66,486	2.10	16.15	4
9	United Insurance	240,358	2.69	-10.33	19	9	United Insurance	48,849	1.54	2.59	8
10	Jerusalem Insurance	186,584	2.09	0.15	12	10	Arab Life & Accidents Ins.	38,998	1.23	1.83	10
11	Middle East Insurance	160,343	1.80	8.82	5	11	National Insurance	31,100	0.98	0.99	11
12	Arabia Insurance-Jordan	113,294	1.27	2.60	9	12	Jordan International Ins. (Newton)	16,911	0.53	2.24	9
13	SOLIDARITY-First Insurance	77,412	0.87	0.08	13	13	Jerusalem Insurance	-15,556	-0.49	-1.64	14
14	National Insurance	63,438	0.71	-1.38	16	14	Arabia Insurance-Jordan	-31,046	-0.98	0.28	12
15	Al Manara Insurance	61,562	0.69	-2.96	17	15	SOLIDARITY-First Insurance	-86,857	-2.74	-4.11	15
16	Delta Insurance	35,967	0.40	4.14	8	16	Delta Insurance	-220,618	-6.97	-5.16	16
17	Al SAFWA INSURANCE	18,613	0.21	2.27	10	17	Al Manara Insurance				
18	Arab Union International Ins.	5,955	0.07	-1.33	15	18	Arab Union International Ins.				
19	Arab Assurers	-12,581	-0.14	-19.82	21	19	Al SAFWA INSURANCE				
20	Arab Life & Accidents Ins.	-109,045	-1.22	-8.39	18	20	Holy Land Insurance				
21	Philadelphia Insurance	-146,349	-1.64	-0.18	14	21	Philadelphia Insurance				
22	Islamic Insurance	-300,466	-3.37	-25.61	22	22	Arab Assurers				
23	MEDGULF Insurance	-385,087	-4.31	-42.57	23	23	Arab Orient Insurance (gig)				
24	Holy Land Insurance*					24	MEDGULF Insurance				
Total		8,925,167	100	100		Total		3,167,496	100	100	

* The company classified under No. 24 doesn't practice Medical Insurance.

* Companies classified from 17-24 don't practice Life Insurance.

Table (12)

Jordan Insurance Market Indicators (24) Companies

Total Assets - Investments - Paid Up Capital - Shareholders Equity - Retained Earnings (Accumulated Profit & Loss)

As in 30/6/2020 Compared with 31/12/2019

No	Companies	Total Assets		Investments		Paid Up Capital*		Shareholders Equity		Retained Earnings	
										Accumulated Profit & Loss	
		30/6/2020	31/12/2019	30/6/2020	31/12/2019	30/6/2020	31/12/2019	30/6/2020	31/12/2019	30/6/2020	31/12/2019
1	Jordan Insurance	89,117,693	89,468,811	48,126,645	55,732,891	30,000,000	30,000,000	35,174,781	36,040,742	2,738,383	2,738,383
2	Middle East Insurance	87,745,790	86,928,627	58,382,174	60,764,301	22,050,000	22,050,000	38,062,328	38,561,390	9,667,947	9,667,947
3	National Insurance	28,326,460	26,821,125	15,854,587	16,608,392	8,000,000	8,000,000	9,243,944	9,086,475	381,114	381,114
4	United Insurance	41,586,410	39,456,248	20,908,788	21,050,045	8,000,000	8,000,000	14,719,126	14,189,855	4,760,229	4,760,229
5	Al Manara Insurance	16,863,430	15,104,428	7,402,567	6,955,469	5,000,000	5,000,000	4,087,274	3,496,874	-400,973	-1,042,303
6	Arabia Insurance-Jordan	27,689,461	27,793,540	14,407,274	14,451,343	8,000,000	8,000,000	10,391,651	10,304,006	1,264,206	1,266,509
7	Jerusalem Insurance	36,032,175	35,999,059	25,274,448	25,843,235	8,000,000	8,000,000	13,880,445	14,087,191	2,122,256	2,329,002
8	Al-Nisr Al-Arabi Insurance	109,852,661	104,903,510	91,269,203	84,563,592	10,000,000	10,000,000	21,484,360	22,287,662	1,635,293	3,746,595
9	Jordan French Insurance	39,066,270	33,616,921	11,279,200	11,905,389	9,100,000	9,100,000	12,995,830	12,250,354	1,050,794	1,050,794
10	Arab Union International Ins.	17,212,729	16,306,687	9,108,767	8,932,127	6,000,000	6,000,000	6,180,142	6,174,788	112,609	107,739
11	Delta Insurance	29,269,535	28,589,410	17,869,223	17,818,858	8,000,000	8,000,000	10,444,156	10,035,902	505,088	505,088
12	Al SAFWA INSURANCE	9,655,804	9,017,691	3,330,248	3,423,800	4,000,000	4,000,000	1,706,905	1,188,199	-2,345,526	-2,864,484
13	Holy Land Insurance	12,216,349	11,646,721	4,731,928	4,746,470	9,868,691	9,868,691	4,226,817	2,836,100	-3,310,205	-3,310,205
14	Arab Life & Accidents Ins.	14,513,187	13,805,667	3,858,627	3,858,437	8,000,000	8,000,000	3,934,705	3,861,164	-3,971,639	-4,039,406
15	Philadelphia Insurance	8,785,535	8,899,329	3,232,943	4,140,291	4,000,000	4,000,000	1,697,469	2,547,048	-2,142,562	-2,142,562
16	MetLife	99,512,375	97,483,711	39,962,526	40,755,541	4,000,000	4,000,000	6,251,604	5,248,610		
17	Jordan International Ins. (Newton)	34,532,530	33,873,103	19,753,713	20,396,522	18,150,000	18,150,000	22,369,464	22,312,654	539,110	539,110
18	Euro Arab Insurance Group	40,167,378	36,387,824	21,628,547	22,342,157	8,000,000	8,000,000	11,785,387	11,272,385	1,188,958	1,788,958
19	Islamic Insurance	44,001,158	39,784,384	34,442,312	31,912,120	15,000,000	15,000,000	19,862,560	19,839,039	1,891,662	3,088,771
20	Arab Assurers	17,123,270	17,244,572	7,485,815	7,386,754	9,215,909	9,215,909	6,392,764	6,111,448	1,032,057	734,436
21	Arab Jordanian Ins. Group	27,904,869	26,199,095	9,461,660	9,848,244	9,500,000	9,500,000	8,848,793	8,128,742	730,874	673,736
22	Arab Orient Insurance gig	121,551,617	109,037,871	63,801,177	62,982,199	21,438,252	21,438,252	31,571,344	27,810,700	6,965,355	3,137,543
23	MEDGULF Insurance	25,467,981	27,074,985	13,042,313	12,952,287	10,000,000	10,000,000	5,214,018	5,866,453	-4,443,787	-3,869,150
24	SOLIDARITY-First Insurance	61,648,094	60,736,133	25,582,682	27,703,559	28,000,000	28,000,000	32,205,112	32,948,208	2,127,709	3,387,709
	Total	1,039,842,761	996,179,452	570,197,367	577,074,023	271,322,852	271,322,852	332,730,979	326,485,989	22,098,952	22,635,553

Table (13)
Fixed & Other Assets for (24) Insurance Companies As in 30/6/2020 compared with 31/12/2019 (JD)

No	Companies	Fixed Assets		Other Assets	
		30/6/2020	31/12/2019	30/6/2020	31/12/2019
1	Jordan Insurance	1,030,111	1,056,928	2,557,477	2,080,622
2	Middle East Insurance	5,184,672	5,296,482	903,179	2,356,898
3	National Insurance	598,536	614,708	1,221,308	1,233,978
4	United Insurance	5,030,581	5,163,754	582,799	673,348
5	Al Manara Insurance	2,213,284	2,173,787	304,266	318,055
6	Arabia Insurance-Jordan	2,302,009	2,355,619	2,413,323	2,657,345
7	Jerusalem Insurance	752,320	768,578	694,035	685,979
8	Al-Nisr Al-Arabi Insurance	2,867,390	2,948,392	1,650,901	1,465,532
9	Jordan French Insurance	1,719,807	1,741,990	1,105,779	914,255
10	Arab Union International Ins.	1,822,093	1,864,900	116,079	41,754
11	Delta Insurance	2,799,862	2,852,538	555,070	720,468
12	Al SAFWA INSURANCE	144,003	137,795	87,341	76,987
13	Holy Land Insurance	1,900,150	1,937,560	714,615	797,257
14	Arab Life & Accidents Ins.	713,229	738,530	447,946	263,870
15	Philadelphia Insurance	246,656	252,368	1,658,422	1,353,893
16	MetLife	838,905	850,352	583,262	721,093
17	Jordan International Ins. (Newton)	2,152,047	2,187,806	919,697	758,890
18	Euro Arab Insurance Group	3,061,504	3,072,586	1,102,026	313,984
19	Islamic Insurance	676,178	696,744	973,509	699,545
20	Arab Assurers	1,542,436	1,567,677	287,586	303,703
21	Arab Jordanian Ins. Group	4,579,804	4,613,393	1,200,816	1,150,148
22	Arab Orient Insurance gig	4,715,514	4,687,709	3,117,583	2,046,381
23	MEDGULF Insurance	2,654,483	2,655,893	233,356	266,361
24	SOLIDARITY-First Insurance	5,583,598	5,644,450	820,121	585,616
	Total	37,995,993	55,952,492	18,453,995	21,429,529

Table (14)

Reserves for (24) Insurance Companies As in 30/6/2020 Compared with 31/12/2019 JD

No	Companies	Statutory Reserves		Voluntary Reserves	
		30/6/2020	31/12/2019	30/6/2020	31/12/2019
1	Jordan Insurance	7,500,000	7,500,000		
2	Middle East Insurance	5,512,500	5,512,500	2,000,000	2,000,000
3	National Insurance	1,356,991	1,356,991	311,000	311,000
4	United Insurance	2,000,000	2,000,000		
5	Al Manara Insurance	51,517	51,517		
6	Arabia Insurance-Jordan	1,296,344	1,296,344	174,717	174,717
7	Jerusalem Insurance	2,089,651	2,089,651	1,668,538	1,668,538
8	Al-Nisr Al-Arabi Insurance	2,623,645	2,623,645	1,326,652	1,326,652
9	Jordan French Insurance	2,078,414	2,078,414		
10	Arab Union International Ins.	79,490	79,006		
11	Delta Insurance	1,616,900	1,616,900	15,948	15,948
12	Al SAFWA INSURANCE	62,383	62,383		
13	Holy Land Insurance				
14	Arab Life & Accidents Ins.	605,479	605,479		
15	Philadelphia Insurance	784,773	784,773		
16	MetLife				
17	Jordan International Ins. (Newton)	2,756,120	2,756,120		
18	Euro Arab Insurance Group	1,467,751	1,467,751	15,676	15,676
19	Islamic Insurance	2,941,266	2,941,266	736,674	736,674
20	Arab Assurers	1,016,807	1,016,807	194,619	194,619
21	Arab Jordanian Ins. Group	1,179,816	1,179,816	241,912	241,912
22	Arab Orient Insurance gig	5,825,651	5,825,651		
23	MEDGULF Insurance	185,899	185,899		
24	SOLIDARITY-First Insurance	3,276,493	3,276,493		
	Total	46,307,890	43,030,913	6,685,736	6,685,736

Table (15)
Technical Provisions in Jordan Insurance Market As in 30/6/2020 Compared with 31/12/2019 JD

No.	Companies	Net Unearned Premiums Provision		Premium Deficiency Provision		Net Outstanding Claims Provision		Net Mathematical Provision		Other Technical Provisions		Total Technical Provisions	
		30/6/2020	31/12/2019	30/6/2020	31/12/2019	30/6/2020	31/12/2019	30/6/2020	31/12/2019	30/6/2020	31/12/2019	30/6/2020	31/12/2019
1	Jordan Insurance	12,573,073	13,037,425	112,376	187,201	14,359,469	13,699,919	1,497,685	1,578,789			28,542,603	28,503,334
2	Middle East Insurance	7,922,076	8,969,259			16,626,950	15,593,343	4,265,693	4,572,653	250,000	250,000	29,064,719	29,385,255
3	National Insurance	4,887,197	5,618,366			7,354,566	7,153,116	62,621	38,088			12,304,384	12,809,570
4	United Insurance	7,460,157	7,418,166			11,174,701	10,769,248	50,414	81,573			18,685,272	18,268,987
5	Al Manara Insurance	4,037,867	2,633,524			3,414,530	3,834,735					7,452,397	6,468,259
6	Arabia Insurance - Jordan	5,378,639	5,862,940			6,303,858	6,388,906	535,054	535,055			12,217,551	12,786,901
7	Jerusalem Insurance	7,467,829	8,211,476			9,345,136	9,071,559	350,000	350,000			17,162,965	17,633,035
8	Al-Nisr Al-Arabi Insurance	5,350,059	5,755,945			1,666,544	1,901,252	72,921,863	67,578,859			79,938,466	75,236,056
9	Jordan French Insurance	11,796,885	5,903,203			6,042,124	7,019,404	422,019	249,295			18,261,028	13,171,902
10	Arab Union International Ins.	4,502,262	4,418,871			3,894,124	3,450,012					8,396,386	7,868,883
11	Delta Insurance	4,841,984	5,420,177			6,031,524	6,241,713	984,056	748,513			11,857,564	12,410,403
12	Al SAFWA INSURANCE	2,007,765	1,497,452			131,544	733,275					2,139,309	2,230,727
13	Holy Land Insurance	4,956,165	4,897,750			1,774,771	2,464,165					6,730,936	7,361,915
14	Arab Life & Accidents Ins.	4,461,288	4,493,791			1,569,231	2,084,275	391,803	411,619			6,422,322	6,989,685
15	Philadelphia Insurance	2,508,700	1,885,189			3,505,074	2,598,245					6,013,774	4,483,434
16	MetLife	837,080	1,060,482			3,163,787	3,322,359	77,244,821	78,584,176			81,245,688	82,967,017
17	Jordan International Ins. (Newton)	1,948,911	1,626,468			1,447,204	1,546,484	46,013	41,985			3,442,128	3,214,937
18	Euro Arab Insurance Group	10,554,782	9,421,034			8,626,468	8,180,269	88,994	91,829			19,270,244	17,693,132
19	Islamic Insurance	6,267,005	5,195,294			9,036,481	8,750,787	61,458	61,458			15,364,944	14,007,539
20	Arab Assurers	4,195,517	5,076,269			2,203,632	1,717,476					6,399,149	6,793,745
21	Arab Jordanian Ins. Group	6,872,049	7,911,710			5,032,341	5,047,533	3,024	3,024			11,907,414	12,962,267
22	Arab Orient Insurance gig	19,838,751	17,512,746	884,000	884,000	23,285,561	21,067,253					44,008,312	39,463,999
23	MEDGULF Insurance	7,089,109	7,008,674	122,000	50,000	8,076,850	8,800,453					15,287,959	15,859,127
24	SOLIDARITY-First Insurance	8,608,251	8,857,812			7,448,153	6,154,320	194,271	141,316			16,250,675	15,153,448
	Total	156,363,401	149,694,023	1,118,376	1,121,201	161,514,623	157,590,101	159,119,789	155,068,232	250,000	250,000	478,366,189	463,723,557

Table (16)
Gross Administrative Expenses For (24) Insurance Companies Distributed on Insurance Underwriting Branches
As in 30/6/2020 Compared with 30/6/2019 JD

NO.	Companies	Marine & Transport		Aviation		Marine+Aviation		Fire&Other Property Damages		Liability		Other Branches		Credit	
		2020	2019	2020	2019	2020	2019	2020	2019	2020	2019	2020	2019	2020	2019
1	Jordan Insurance	20,426	48,381			20,426	48,381	629,005	522,669	15,610	19,610	3,537	4,079		
2	Middle East Insurance	321,486	263,838	16,635	15,314	338,121	279,152	744,391	731,114	65,499	60,501	1,926	3,197		
3	National Insurance	42,138	45,460			42,138	45,460	117,168	95,311	6,724	11,810				
4	United Insurance	32,211	31,061			32,211	31,061	163,148	98,805	7,633	8,871	657	2,021		
5	Al Manara Insurance	933	3,105		288	933	3,393	8,132	88,970	7,858	21,989	3,173	5,407		
6	Arabia Insurance-Jordan	10,974	14,516			10,974	14,516	114,923	67,917			10,814	13,123	9,399	11,587
7	Jerusalem Insurance	67,143	73,534			67,143	73,534	173,251	107,002	18,244	25,340	722	2,598		
8	Al-Nisr Al-Arabi Insurance	40,726	38,716			40,726	38,716	212,010	184,740	59,593	42,075	6,348	13,628		
9	Jordan French Insurance	59,751	79,998	15,262	57,782	75,013	137,780	205,193	149,803	5,806	9,860	15,198	16,143	767	38,488
10	Arab Union International Ins.*	1,821	9,566			1,821	9,566	6,483	19,316			4,998	998		
11	Delta Insurance	31,750	27,440			31,750	27,440	94,743	109,603	9,887	14,165	-22,237	4,662	2,455	4,052
12	Al SAFWA INSURANCE	91	653			91	653	11,611	8,010			3,191	1,757		
13	Holy Land Insurance**	801	350			801	350	7,671	12,978	1,271	1,556				
14	Arab Life & Accidents Ins.	45,055	44,582			45,055	44,582	87,783	92,491	8,903	10,763	8,332	11,708		
15	Philadelphia Insurance**	1,134	182			1,134	182	2,593	3,788	417	304	240	399		
16	MetLife					0	0					88,565	99,750		
17	Jordan International Ins. (Newton)	51,336	64,011	15,905	7,768	67,241	71,779	86,272	121,543	16,984	11,563	2,776	10,071		
18	Euro Arab Insurance Group	45,071	40,471			45,071	40,471	88,562	58,784	27,812	30,090	9,407	5,777		
19	Islamic Insurance	66,637	68,204			66,637	68,204	217,494	191,270			189,240	114,000		
20	Arab Assurers	2,540	4,868			2,540	4,868	31,994	35,304	4,056	5,118	1,930	4,887	1,242	864
21	Arab Jordanian Ins. Group	16,681	13,590			16,681	13,590	90,873	86,624			21,369	26,694		
22	Arab Orient Insurance	85,352	68,016		978	85,352	68,994	287,877	209,271	47,312	43,855	251,909	261,387		
23	MEDGULF Insurance	23,649	30,313			23,649	30,313	104,295	112,505	4,007	4,440	1,039	1,274		
24	SOLIDARITY-First Insurance	98,782	101,291	17,331	957	116,113	102,248	361,736	309,815	43,168	38,236	33,788	43,860		
	Total	1,066,488	1,072,146	65,133	83,087	1,131,621	1,155,233	3,847,208	3,417,633	350,784	360,146	636,922	647,420	13,863	54,991

Table (16)

**Gross Administrative Expenses For (24) Insurance Companies Distributed on Insurance Underwriting Branches
As in 30/6/2020 Compared with 30/6/2019 JD**

NO.	Companies	Motor*									
		Motor (Compulsory (Third Party Liability Ins.) & Comprehensive (Own Damages))		Medical		Non Life Insurances		Life		Gross Expenses	
		2020	2019	2020	2019	2020	2019	2020	2019	2020	2019
1	Jordan Insurance	515,188	403,690	391,352	543,442	1,575,118	1,541,871	817,540	867,431	2,392,658	2,409,302
2	Middle East Insurance	739,998	776,350	284,654	275,583	2,174,589	2,125,897	243,411	204,454	2,418,000	2,330,351
3	National Insurance	334,608	391,869	178,008	183,186	678,646	727,636	21,728	32,053	700,374	759,689
4	United Insurance	376,362	331,138	425,815	340,715	1,005,826	812,611	7,220	10,739	1,013,046	823,350
5	Al Manara Insurance	604,785	398,282	44,813	45,196	669,694	563,237			669,694	563,237
6	Arabia Insurance-Jordan	405,815	488,707	203,426	171,349	755,351	767,199	140,435	121,911	895,786	889,110
7	Jerusalem Insurance	669,503	735,706	329,147	224,209	1,258,010	1,168,389	113,792	109,056	1,371,802	1,277,445
8	Al-Nisr Al-Arabi Insurance	2,764	8,970	601,350	748,004	922,791	1,036,133	1,483,692	1,443,391	2,406,483	2,479,524
9	Jordan French Insurance	1,029,943	794,080	630,513	956,551	1,962,433	2,102,705	45,331	131,299	2,007,764	2,234,004
10	Arab Union International Ins.	538,270	517,328	44,370	38,102	595,942	585,310			595,942	585,310
11	Delta Insurance	488,887	471,931	146,165	109,082	751,650	740,935	41,516	40,778	793,166	781,713
12	Al SAFWA INSURANCE	452,741	436,565	34,487	12,115	502,121	459,100			502,121	459,100
13	Holy Land Insurance	638,725	643,232			648,468	658,116			648,468	658,116
14	Arab Life & Accidents Ins.	970,985	974,396	188,557	190,856	1,309,615	1,324,796	34,926	99,050	1,344,541	1,423,846
15	Philadelphia Insurance	401,460	341,675	54,011	32,172	459,855	378,520			459,855	378,520
16	MetLife			119,970	202,522	208,535	302,272	749,937	859,460	958,472	1,161,732
17	Jordan International Ins. (Newton)			575,940	523,154	749,213	738,110	28,096	38,247	777,309	776,357
18	Euro Arab Insurance Group	444,951	467,385	488,248	517,611	1,104,051	1,120,118	69,043	67,060	1,173,094	1,187,178
19	Islamic Insurance	892,911	853,719	857,290	707,378	2,223,572	1,934,571	1,284,000	1,021,830	3,507,572	2,956,401
20	Arab Assurers	538,000	678,340	102,296	65,087	682,058	794,468			682,058	794,468
21	Arab Jordanian Ins. Group	512,489	462,432	238,596	237,420	880,008	826,760	20,897	4,897	900,905	831,657
22	Arab Orient Insurance	978,005	987,806	3,243,191	3,111,611	4,893,646	4,682,924			4,893,646	4,682,924
23	MEDGULF Insurance	400,350	523,976	275,931	250,358	809,271	922,866			809,271	922,866
24	SOLIDARITY-First Insurance	1,140,422	878,731	1,397,217	1,433,960	3,092,444	2,806,850	261,485	247,524	3,353,929	3,054,374
	Total	13,077,162	12,566,308	10,855,347	10,919,663	29,912,907	29,121,394	5,363,049	5,299,180	35,275,956	34,420,574

Table (17)
Takaful Insurance Business (Premiums , Paid Claims) Allocated to Insurance Branches
& Takaful Share of Total Business from 1/1/2020-30/6/2020 Compared with 30/6/2019 JD

		Underwritten Premiums																					
No.	Companies	Premiums / Insurance Branch																Total Company's Business	% Company's Market Share		% Company's Takaful Share		
		Marine & Aviation Insurance		Fire Insurance		Liability Insurance		Other Branches		Credit Insurance		Motor Insurance		Medical Insurance		Life Assurance							
		2020	2019	2020	2019	2020	2019	2020	2019	2020	2019	2020	2019	2020	2019	2020	2019						2020
1	Islamic Insurance	266,546	341,021	869,977	956,352			756,959	569,999			3,571,645	4,268,594	3,429,160	3,536,892	5,136,000	5,109,149	14,030,287	14,782,007	4.51	4.57	37.69	39.52
2	SOLIDARITY-First Insurance	1,061,026	1,030,902	3,101,337	2,628,683	313,764	277,893	216,898	295,347			7,263,409	7,055,376	8,843,997	9,822,503	2,395,357	1,514,565	23,195,788	22,625,269	7.45	6.99	62.31	60.48
Total Takaful Insurance /Branch		1,327,572	1,371,923	3,971,314	3,585,035	313,764	277,893	973,857	865,346	0	0	10,835,054	11,323,970	12,273,157	13,359,395	7,531,357	6,623,714	37,226,075	37,407,276	11.96	11.57	100.00	100.00
Total Market Business/Branch		8,775,510	9,402,608	35,662,224	32,273,211	3,610,338	3,270,448	5,221,037	6,177,851	261,293	430,286	102,141,390	114,798,225	108,397,680	111,563,960	47,209,528	45,535,487	311,279,000	323,452,076				

		Paid Claims																					
No.	Companies	Paid Claims / Insurance Branch																Total Company's paid claims	% Company's Market paid claims Share		% Company's Takaful Paid Claims Share		
		Marine & Aviation Insurance		Fire Insurance		Liability Insurance		Other Branches		Credit Insurance		Motor Insurance		Medical Insurance		Life Assurance							
		2020	2019	2020	2019	2020	2019	2020	2019	2020	2019	2020	2019	2020	2019	2020	2019						2020
1	Islamic Insurance	9,020	56,155	1,413,564	678,372			22,239	53,008			3,044,381	5,442,712	2,016,651	2,624,117	704,551	1,726,007	7,210,406	10,580,371	3.76	4.36	35.49	41.50
2	SOLIDARITY-First Insurance	119,174	39,030	97,479	702,368	55,495	12,096	53,831	43,602			5,051,969	6,140,035	6,609,878	7,450,741	1,119,866	528,940	13,107,692	14,916,812	6.83	6.15	64.51	58.50
Total Takaful Paid Claims /Branch		128,194	95,185	1,511,043	1,380,740	55,495	12,096	76,070	96,610	0	0	8,096,350	11,582,747	8,626,529	10,074,858	1,824,417	2,254,947	20,318,098	25,497,183	10.58	10.51	100.00	100.00
Total Market Paid Claims/Branch		1,496,241	4,722,059	13,650,244	9,259,456	827,965	161,460	755,541	1,835,341	639,020	981,561	80,687,409	117,227,244	72,088,891	82,555,270	21,815,347	25,861,978	191,960,658	242,604,369				

Table (18)
Takaful Insurance Business (Profit (Loss)) Allocated to Insurance Branches
& Takaful Share of Total Business From 1/1/2020-30/6/2020 Compared with 30/6/2019 JD

profit (Loss)

No.	Companies	profit (Loss) / Insurance Branch																% Company's Profit (Loss)		% Company's Share of Total Market Profit (Loss)		% Company's Share of Total Takaful Profit (Loss)	
		Marine & Aviation Insurance		Fire Insurance		Liability Insurance		Other Branches		Credit Insurance		Motor Insurance		Medical Insurance		Life Assurance							
		2020	2019	2020	2019	2020	2019	2020	2019	2020	2019	2020	2019	2020	2019	2020	2019	2020	2019	2020	2019	2020	2019
1	Islamic Insurance	126,145	151,004	110,714	-931			175,825	153,911			198,552	-1,223,659	-300,466	-359,813	66,486	529,442	377,256	-750,046	1.16	-5.43	89.15	67.08
2	SOLIDARITY-First *Insurance	104,302	127,062	72,196	120,621	52,191	80,006	129,356	99,474			-302,666	-661,635	77,412	1,072	-86,857	-134,750	45,934	-368,150	0.14	-2.66	10.85	32.92
Total Takaful Profit (Loss) / Branch		230,447	278,066	182,910	119,690	52,191	80,006	305,181	253,385	0	0	-104,114	-1,885,294	-223,054	-358,741	-20,371	394,692	423,190	-1,118,196	1.30	-8.09	100.00	100.00
Total Market Profit (Loss) / Branch		1,632,391	2,176,621	1,541,750	2,448,511	671,183	766,601	1,893,116	2,349,022	-20,409	307,431	14,641,542	1,095,279	8,925,167	1,398,456	3,167,496	3,278,252	32,452,236	13,820,173				

Table (19)
Sum Insured at (22) Insurance Companies for Property Insurances
As in 30/6/2020 Compared with 30/6/2019

No.	Companies	Property Insurances									
		Motor Insurance		Marine Insurance		Aviation Insurance		Fire & Other Property Damages Insurance		General Insurances	
		30/6/2020	30/6/2019	30/6/2020	30/6/2019	30/6/2020	30/6/2019	30/6/2020	30/6/2019	30/6/2020	30/6/2019
1	Jordan Insurance	181,604,172	195,325,448	575,142,492	498,070,404			240,855,426	375,041,702	64,000	50,000
2	Middle East Insurance	111,539,880	133,386,380	1,110,759,602	1,111,074,188	100,000,000	122,263,001	1,475,619,022	572,605,768	384,849,163	330,182,132
3	National Insurance	62,127,681	81,836,654	350,029,354	359,274,811			891,969,740	756,965,956	220,000	220,000
4	United Insurance	67,355,760	82,423,681	157,514,457	165,232,106			529,765,723	654,535,646	7,126,800	7,126,800
5	Al Manara Insurance	86,417,837	35,871,901	23,538,678	42,573,733		426,000,000	515,765,381	228,138,999	78,731,000	276,105,340
6	Arabia Insurance-Jordan	93,621,688	108,897,720	137,038,672	106,034,025			1,145,697,042	1,050,167,962	6,919,000	3,709,000
7	Jerusalem Insurance	86,110,204	110,208,511	394,826	428,034			460,924,461	510,052,016	124,674,700	57,317,400
8	Al-Nisr Al-Arabi Insurance			163,545	161,980			1,588,295	1,361,747	3,024	3,024
9	Jordan French Insurance	222,863,889	218,383,150	318,404,253	176,765,166	4,343,500	60,265,000	584,083,542	701,564,011	77,942,509	80,427,588
10	Arab Union International Ins.	73,009,219	32,231,897	31,999,678	23,725,545			47,136,774	34,191,774	26,380,000	47,920,000
11	Delta Insurance*	NA	NA	NA	NA	NA	NA	NA	NA	NA	NA
12	Al SAFWA INSURANCE	27,497,190	39,091,414	532,466	1,046,121			92,790,568	20,300,000	6,234,600	4,778,000
13	*Holy Land Insurance	82,697,270	95,241,068	6,220,132	2,907,127			66,070,991	80,525,643	4,000	5,000
14	Arab Life & Accidents Ins.	81,390,600	109,518,914	107,833,629	88,897,479		142,000	301,840,354	308,490,540	23,432,294	23,068,706
15	Philadelphia Insurance	11,341,223	20,328,358	5,985,349	1,410,851			34,382,922	49,490,892		
16	**MetLife										
17	Jordan International Ins. (Newton)			606,341,388	1,104,456,306	4,409,100	4,409,100	11,286,221	218,298,953	9,859,100	169,056,470
18	Euro Arab Insurance Group	116,048,492	128,325,620	214,361,785	207,041,817			1,019,124,787	925,219,534	42,343,857	153,963,002
19	Islamic Insurance	48,504,051	54,565,241	127,052,783	164,186,347			1,246,499,605	1,296,534,431		
20	Arab Assurers	73,853,336	481,566,078	26,842,074	54,032,272			286,226,161	421,627,865	5,420,000	42,500
21	Arab Jordanian Ins. Group	103,273,836	120,606,871	222,342,697	199,858,370			367,030,134	439,475,816	40,804,413	12,575,500
22	Arab Orient Insurance	221,473,932	237,826,867	2,733,122,037	1,170,605,005		53,250,000	1,319,199,870	1,426,443,129	680,369,817	980,132,450
23	MEDGULF Insurance	98,241,544	141,044,795	198,116,646	370,477,023			511,007,531	304,224,516		
24	SOLIDARITY-First Insurance	169,560,360	182,659,851	744,986,722	652,902,984	1,034,834,000	990,650,000	830,498,871	1,077,805,100	115,383,928	575,130,421
	Total	2,018,532,164	2,609,340,419	7,698,723,265	6,501,161,694	1,143,586,600	1,656,979,101	11,979,363,421	11,453,062,000	1,630,762,205	2,721,813,333

* Delta Insurance Company data is not available.

** Metlife practice Life, Medical and General Accident insurance and doesn't practice any other types of property insurances.

Table (19)
Sum Insured at (22) Insurance Companies for Property Insurances
As in 30/6/2020 Compared with 30/6/2019

No.	Companies	Property Insurances									
		Engineering Insurance		Credit Insurance		Fidelity & Cash Insurances		All Risks Insurance		Total	
		30/6/2020	30/6/2019	30/6/2020	30/6/2019	30/6/2020	30/6/2019	30/6/2020	30/6/2019	30/6/2020	30/6/2019
1	Jordan Insurance	62,642,091	60,051,695			214,389,225	58,529,392	9,337,589,188	9,230,934,640	10,612,286,594	10,418,003,281
2	Middle East Insurance	635,416,542	529,247,274			89,403,183	60,626,488	1,072,275,300	2,052,972,622	4,979,862,692	4,912,357,853
3	National Insurance	45,219,054	30,927,007			3,877,308	4,681,650	1,208,722,314	704,443,053	2,562,165,451	1,938,349,131
4	United Insurance	58,158,776	72,184,063			15,887,596	68,411,601	1,075,979,731	1,223,331,680	1,911,788,843	2,273,245,577
5	Al Manara Insurance	76,968,303	88,000,000			2,447,000	10,841,990	100,000	33,037,754	783,968,199	1,140,569,717
6	Arabia Insurance-Jordan	113,839,223	61,295,135	25,413,077	25,907,232	47,448,410	44,892,310			1,569,977,112	1,400,903,384
7	Jerusalem Insurance	23,840,408	53,606,409			9,693,500	5,285,200	598,554,457	590,150,954	1,304,192,556	1,327,048,524
8	Al-Nisr Al-Arabi Insurance					31,945	70,231			1,786,809	1,596,982
9	Jordan French Insurance	31,151,345	107,564,011	1,324,558	1,320,922	9,029,655	10,333,588			1,249,143,251	1,356,623,436
10	Arab Union International Ins.	12,849,942	1,354,148			58,000	73,000	3,755,000	1,445,200	195,188,613	140,941,564
11	*Delta Insurance	NA	NA	NA	NA	NA	NA	NA	NA	NA	NA
12	Al SAFWA INSURANCE	1,033,821	2,920,389			350,000	1,980,524			128,438,645	70,116,448
13	Holy Land Insurance	14,568,324	23,960,073			441,000	141,000			170,001,717	202,779,911
14	Arab Life & Accidents Ins.	2,876,073	37,319,722			5,890,400	6,124,000			523,263,350	573,561,361
15	Philadelphia Insurance	589,955	5,370,177				210,000			52,299,449	76,810,278
16	**MetLife										
17	Jordan International Ins. (Newton)	32,109,320	66,540,198			155,892,680	189,837,280	1,103,056,740	1,484,811,591	1,922,954,549	3,237,409,898
18	Euro Arab Insurance Group	54,410,316	44,147,956							1,446,289,237	1,458,697,929
19	Islamic Insurance	41,067,284	56,393,949			824,625,762	321,405,000	14,687,106	31,240,000	2,302,436,591	1,924,324,968
20	Arab Assurers	44,393,228	41,458,933			59,191,175	47,030,500			495,925,974	1,045,758,148
21	Arab Jordanian Ins. Group	104,953,656	109,750,735			25,371,550	24,973,405	1,129,067,601	1,070,188,539	1,992,843,887	1,977,429,236
22	Arab Orient Insurance	161,260,968	183,466,159			698,581,241	490,881,263	3,321,274,487	3,720,659,857	9,135,282,352	8,263,264,730
23	MEDGULF Insurance	116,483,504	129,831,247			6,784,748	8,463,226	337,290,623	377,830,339	1,267,924,596	1,331,871,146
24	SOLIDARITY-First Insurance	147,634,922	221,936,639			146,244,762	464,302,053	2,802,571,832	1,791,213,622	5,991,715,397	5,956,600,670
	Total	1,781,467,055	1,927,325,919	26,737,635	27,228,154	2,315,639,140	1,819,093,701	22,004,924,379	22,312,259,851	50,599,735,864	51,028,264,172

* Delta Insurance Company data is not available.

** Metlife practice Life, Medical and General Accident insurance and does't practice any other types of property insurances.

Table (20)
Sum Insured at (22) Insurance Companies as in 30/6/2020 Compared with 30/6/2019

Life & Personal Accidents Insurances

No.	Companies	Life Assurance		Personal Accidents Insurances		Workmen Compensation		Travel Insurance		Civil Liability Insurance		Total	
		30/6/2020	30/6/2019	30/6/2020	30/6/2019	30/6/2020	30/6/2019	30/6/2020	30/6/2019	30/6/2020	30/6/2019	30/6/2020	30/6/2019
1	Jordan Insurance	6,296,846,891	5,451,569,194	127,690,789	113,179,553	4,357,430	5,064,711			195,901,656	294,379,585	6,624,796,766	5,864,193,043
2	Middle East Insurance	1,169,721,885	1,462,378,084	44,907,345	53,618,705	7,769,570	2,428,972			4,015,842,592	449,407,413	5,238,241,392	1,967,833,174
3	National Insurance	237,394,786	234,841,640	3,850,050	17,962,600	1,700,325	789,640			10,863,000	7,365,500	253,808,161	260,959,380
4	United Insurance	100,996,402	793,149,235	23,116,024	43,954,851	3,394,750	25,217,614			48,150,600	42,506,000	175,657,776	904,827,700
5	Al Manara Insurance			6,711,900	45,294,200	2,050,258	2,583,803			518,060,971	307,223,854	526,823,129	355,101,857
6	Arabia Insurance-Jordan	1,005,730,097	957,415,207	5,752,164	-31,143,472	931,656	1,548,656	94,168,000	193,363,570	150,821,000	119,687,500	1,257,402,917	1,240,871,461
7	Jerusalem Insurance	186,836,088	674,442,565	792,500	7,816,500	1,994,280	3,156,410			26,659,111	99,652,811	216,281,979	785,068,286
8	Al-Nisr Al-Arabi Insurance	10,938,362	10,303,001	47,360	109,640	15,939	26,715			526,364	234,069	11,528,025	10,673,425
9	Jordan French Insurance	665,079,308	448,286,200	837,000	152,328,000	428,940	671,070			177,638,790	18,359,468	843,984,038	619,644,738
10	Arab Union International Ins.			55,000	25,000	210,960	21,060	3,030,000	10,830,000	1,674,760	910,000	4,970,720	11,786,060
11	**Delta Insurance	NA	NA	NA	NA	NA	NA	NA	NA	NA	NA	NA	NA
12	*Al SAFWA INSURANCE												
13	Holy Land Insurance			3,000	2,502,000	682,510	868,390			2,634,500	684,674	3,320,010	4,055,064
14	Arab Life & Accidents Ins.	38,968,833	38,238,763	26,593,558	117,904,273			42,582,600	75,684,600	11,741,850	11,771,000	119,886,841	243,598,636
15	Philadelphia Insurance			12,500	680,908	404,720	606,960			800,000	1,370,000	1,217,220	2,657,868
16	MetLife	666,088,616	947,089,092	2,634,435	2,749,687							668,723,051	949,838,779
17	Jordan International Ins. (Newton)	270,440,442	342,749,815	43,000	87,595,000	458,650	984,690			3,727,000	20,099,500	274,669,092	451,429,005
18	Euro Arab Insurance Group	587,502,777	678,370,209	15,799,233	25,604,886	2,047,983	3,052,297			309,247,030	466,865,600	914,597,023	1,173,892,992
19	Islamic Insurance	1,458,425,212	1,392,918,423		97,000	144,910	525,980			6,732,600	4,621,900	1,465,302,722	1,398,163,303
20	Arab Assurers			1,685,000	5,760,000	3,009,050	1,489,305			18,398,000	10,126,500	23,092,050	17,375,805
21	Arab Jordanian Ins. Group	442,673,964	45,652,430	513,003	1,926,855	2,798,529	1,485,165	170,000	8,970,500	9,274,500	8,732,250	455,429,996	66,767,200
22	Arab Orient Insurance			1,133,288,400	971,953,942	1,968,380	2,573,396			209,262,340	256,814,563	1,344,519,120	1,231,341,901
23	MEDGULF Insurance			2,892,500	1,990,000	33,400	349,724	2,730,000	11,010,000	35,323,040	33,907,700	40,978,940	47,257,424
24	SOLIDARITY-First Insurance	2,816,367,925	1,540,337,524	6,904,257	114,960,246					148,009,473	153,141,887	2,971,281,655	1,808,439,657
	Total	15,954,011,588	15,017,741,382	1,404,129,018	1,736,870,374	34,402,240	53,444,558	142,680,600	299,858,670	5,901,289,177	2,307,861,774	23,436,512,623	19,415,776,758

* .The company doesn't practice life Assurance

** Delta Insurance Company data is not available.

Table (21)
Total Premiums, Paid Calims, Net Profit (Loss) and Net Technical profit (Loss) as in 30/6/2020 compared with 30/6/2019
Total Share holder's equity and Paid Up Capital as in 30/6/2020 compared with 31/12/2019 (JD)

Tbl. 1-2

No.	Companies	Total Premiums		Change% 2019	Total Paid Claims		Change% 2019	Net Profit (Loss)		Change% 2019	Net Technical Profit (Loss)		Change % 2019	Total share holder's equity		Paid Up Capital	
		2020	2019		2020	2019		2020	2019		2020	2019		2020	2019	2020	2019
1	Jordan Insurance	30,163,801	30,814,873	-2.1%	15,986,485	20,100,879	-20.5%	2,445,149	1,189,914	105.5%	2,424,977	1,810,956	33.9%	35,174,781	36,040,742	30,000,000	30,000,000
2	Middle East Insurance	20,769,852	21,471,383	-3.3%	10,913,007	15,751,638	-30.7%	345,205	1,263,681	-72.7%	1,444,612	1,174,138	23.0%	38,062,328	38,561,390	22,050,000	22,050,000
3	National Insurance	8,996,881	9,121,580	-1.4%	7,074,578	9,771,749	-27.6%	783,742	426,201	83.9%	938,248	111,939	738.2%	9,243,944	9,086,475	8,000,000	8,000,000
4	United Insurance	13,636,129	14,839,105	-8.1%	8,273,743	11,881,153	-30.4%	826,254	424,865	94.5%	1,326,235	272,960	385.9%	14,719,126	14,189,855	8,000,000	8,000,000
5	Al Manara Insurance	6,566,570	5,278,514	24.4%	2,802,480	4,176,854	-32.9%	641,330	103,120	521.9%	881,010	214,152	311.4%	4,087,274	3,496,874	5,000,000	5,000,000
6	Arabia Insurance - Jordan	10,418,806	10,396,348	0.2%	8,262,244	10,421,467	-20.7%	297,883	640,834	-53.5%	367,164	710,940	-48.4%	10,391,651	10,304,006	8,000,000	8,000,000
7	Jerusalem Insurance	9,490,945	10,183,152	-6.8%	6,586,586	9,756,124	-32.5%	753,254	665,046	13.3%	1,360,102	211,147	544.1%	13,880,445	14,087,191	8,000,000	8,000,000
8	Al-Nisr Al-Arabi Insurance	18,951,900	20,001,871	-5.2%	13,642,345	14,944,833	-8.7%	1,979,244	826,776	139.4%	2,475,209	817,521	202.8%	21,484,360	22,287,662	10,000,000	10,000,000
9	Jordan French Insurance	17,745,216	17,203,417	3.1%	11,106,228	13,676,948	-18.8%	1,160,093	572,916	102.5%	2,332,790	1,066,092	118.8%	12,995,830	12,250,354	9,100,000	9,100,000
10	Arab Union International Ins.	4,573,382	4,060,350	12.6%	3,182,184	4,320,254	-26.3%	110,354	-63,964	-272.5%	279,121	-138,256	-301.9%	6,180,142	6,174,788	6,000,000	6,000,000
11	Delta Insurance	7,499,468	8,314,482	-9.8%	5,683,927	6,294,840	-9.7%	477,344	85,117	460.8%	640,510	-82,206	-879.2%	10,444,156	10,035,902	8,000,000	8,000,000
12	AlSAFWA INSURANCE	2,698,863	3,331,663	-19.0%	1,378,193	2,263,351	-39.1%	518,958	36,630	1316.8%	857,470	222,579	285.2%	1,706,905	1,188,199	4,000,000	4,000,000
13	Holy Land Insurance	5,050,201	4,998,653	1.0%	3,293,898	5,282,846	-37.6%	1,390,717	218,839	535.5%	1,611,419	352,805	356.7%	4,226,817	2,836,100	9,868,691	9,868,691
14	Arab Life & Accidents Ins.	6,124,243	8,295,787	-26.2%	4,914,327	6,632,518	-25.9%	67,767	130,904	-48.2%	407,233	512,707	-20.6%	3,934,705	3,861,164	8,000,000	8,000,000
15	Philadelphia Insurance	3,275,987	3,724,335	-12.0%	2,226,798	4,043,791	-44.9%	-838,722	-291,746	187.5%	-719,875	-264,468	172.2%	1,697,469	2,547,048	4,000,000	4,000,000
16	MetLife	13,794,874	13,216,328	4.4%	6,776,768	7,111,964	-4.7%	1,721,765	1,192,369	44.4%	2,001,794	1,403,312	42.6%	6,251,604	5,248,610	4,000,000	4,000,000
17	Jordan International Ins. (Newton)	7,135,126	8,625,818	-17.3%	3,838,739	5,513,929	-30.4%	157,947	177,239	-10.9%	482,140	233,810	106.2%	22,369,464	22,312,654	18,150,000	18,150,000
18	Euro Arab Insurance Group	15,158,560	16,241,693	-6.7%	9,276,932	12,175,792	-23.8%	1,113,002	371,478	199.6%	1,640,087	134,926	1115.5%	11,785,387	11,272,385	8,000,000	8,000,000
19	Islamic Insurance	14,030,287	14,782,007	-5.1%	7,210,406	10,580,371	-31.9%	1,796,434	872,335	105.9%	377,256	-750,046	-150.3%	19,862,560	19,839,039	15,000,000	15,000,000
20	Arab Assurers	5,066,242	6,250,805	-19.0%	5,179,627	7,394,732	-30.0%	297,621	231,980	28.3%	532,323	372,552	42.9%	6,392,764	6,111,448	9,215,909	9,215,909
21	Arab Jordanian Ins. Group	10,725,015	10,368,866	3.4%	7,624,236	7,687,817	-0.8%	1,195,777	511,480	133.8%	2,247,315	1,089,400	106.3%	8,848,793	8,128,742	9,500,000	9,500,000
22	Arab Orient Insurance gig	47,308,129	49,580,669	-4.6%	26,118,470	30,273,067	-13.7%	4,018,605	3,367,267	19.3%	7,067,177	4,631,518	52.6%	31,571,344	27,810,700	21,438,252	21,438,252
23	MEDGULF Insurance	8,902,735	9,725,107	-8.5%	7,500,765	7,630,640	-1.7%	-574,637	9,687	-6032%	1,431,985	79,845	1693.5%	5,214,018	5,866,453	10,000,000	10,000,000
24	SOLIDARITY-First Insurance	23,195,788	22,625,270	2.5%	13,107,692	14,916,812	-12.1%	364,425	529,129	-31.1%	45,934	-368,150	-112.5%	32,205,112	32,948,208	28,000,000	28,000,000
	Total	311,279,000	323,452,076	-3.8%	191,960,658	242,604,369	-20.9%	21,049,511	13,492,097	56.0%	32,452,236	13,820,173	134.8%	332,730,979	326,485,989	271,322,852	271,322,852

Table (21)

Total Premiums, Paid Calims, Net Profit (Loss) and Net Technical profit (Loss)**Total Share holder's equity and Paid Up Capital as in 30/6/2020 with 30/6/2019 (JD)**

Tbl. 2-2

No.	Companies	Total Premiums		Net Technical Profit (Loss)		Net Technical Profit / Premiums	
		2020	2019	2020	2019	2020	2019
1	Jordan Insurance	30,163,801	30,814,873	2,424,977	1,810,956	0.08%	0.06%
2	Middle East Insurance	20,769,852	21,471,383	1,444,612	1,174,138	0.07%	0.05%
3	National Insurance	8,996,881	9,121,580	938,248	111,939	0.10%	0.01%
4	United Insurance	13,636,129	14,839,105	1,326,235	272,960	0.10%	0.02%
5	Al Manara Insurance	6,566,570	5,278,514	881,010	214,152	0.13%	0.04%
6	Arabia Insurance - Jordan	10,418,806	10,396,348	367,164	710,940	0.04%	0.07%
7	Jerusalem Insurance	9,490,945	10,183,152	1,360,102	211,147	0.14%	0.02%
8	Al-Nisr Al-Arabi Insurance	18,951,900	20,001,871	2,475,209	817,521	0.13%	0.04%
9	Jordan French Insurance	17,745,216	17,203,417	2,332,790	1,066,092	0.13%	0.06%
10	Arab Union International Ins.	4,573,382	4,060,350	279,121	-138,256	0.06%	-0.03%
11	Delta Insurance	7,499,468	8,314,482	640,510	-82,206	0.09%	-0.01%
12	Al SAFWA INSURANCE	2,698,863	3,331,663	857,470	222,579	0.32%	0.07%
13	Holy Land Insurance	5,050,201	4,998,653	1,611,419	352,805	0.32%	0.07%
14	Arab Life & Accidents Ins.	6,124,243	8,295,787	407,233	512,707	0.07%	0.06%
15	Philadelphia Insurance	3,275,987	3,724,335	-719,875	-264,468	-0.22%	-0.07%
16	MetLife	13,794,874	13,216,328	2,001,794	1,403,312	0.15%	0.11%
17	Jordan International Ins. (Newton)	7,135,126	8,625,818	482,140	233,810	0.07%	0.03%
18	Euro Arab Insurance Group	15,158,560	16,241,693	1,640,087	134,926	0.11%	0.01%
19	Islamic Insurance	14,030,287	14,782,007	377,256	-750,046	0.03%	-0.05%
20	Arab Assurers	5,066,242	6,250,805	532,323	372,552	0.11%	0.06%
21	Arab Jordanian Ins. Group	10,725,015	10,368,866	2,247,315	1,089,400	0.21%	0.11%
22	Arab Orient Insurance gig	47,308,129	49,580,669	7,067,177	4,631,518	0.15%	0.09%
23	MEDGULF Insurance	8,902,735	9,725,107	1,431,985	79,845	0.16%	0.01%
24	SOLIDARITY-First Insurance	23,195,788	22,625,270	45,934	-368,150	0.002%	-0.02%
	Total	311,279,000	323,452,076	32,452,236	13,820,173	0.10%	0.04%



Jordanian Insurance Companies/ Members of The Jordan Insurance Federation 2020

No.	company	Est. Year	Address	Tel	Fax	P.O.Box	Email	Website
1	Jordan Insurance Company	1951	Amman - 3rd Circle	4634161	4637905	279 Amman, Jordan 11118	allinsure@jicjo.com	www.jicjo.com
2	American Life Insurance Company (Metlife)	1958	Jabal Amman – Fourth circle. -Building number 91 Zahran Street	5930912	5930049	1307 Amman 11118 Jordan	mail@metlifealico.com	www.metlife.jo
3	Middle East Insurance Company	1962	Jabal Amman - 3rd Circle - 14 Zahran Street	5004100	5004101	1802 Amman 11118, Jordan	info@meico.com.jo	www.meico.com.jo
4	National Insurance Company	1965	Shameisani -Sayed Qutob Street-Beside Bahrain Embassy - Building No. (29)	5681979	5684900	6156 Amman 11118 Jordan	info@natinsurance.jo	www.natinsurance.com.jo
5	United Insurance Company	1972	Head Office - Zahran Street- Building number 188	2003333	2003334	7521 Amman 11118 Jordan	uic@united.jo.com	www.united.jo.com
6	Al- Manara Insurance Company	1973	Shmeisani / Prince Shaker Bin Zaid Street	5656012	5658482	935818 Amman 11193 Jordan	Info@almanarainsurance.com	www.almanarainsurance.com
7	Arabia Insurance Company - Jordan	1975	Al Shareef Abd Al Hameed Sharaf St Building No. (3)	5630530	5622303	20031 Amman 11118 Jordan	info@aicj.jo	www.aicj.jo
8	Jerusalem Insurance Company	1975	Shmeissani Abed Al Hameed Sharaff St. Building No. (47)	5693161	5692577	20094 Amman 11118 Jordan	info@jico.jo	www.jico.jo
9	AL-Nisr Al-Arabi Insurance Company	1976	Shmeisani - Esam Ajlouni St. - Building no. 21.	5685171	5685890	9194 Amman 11191 Jordan	al-nisr@al-nisr.com	www.al-nisr.com
10	Jordan French Insurance Company	1976	Shmeisani - Abdul Hamid Sharaf Street - Building No. (124)	5600200	5600210	3272 Amman 11181 Jordan	info@jofico.com	www.jofico.com
11	Delta Insurance Company	1976	Jabal Amman - Third Circle - Opposite Hyatt Amman Hotel	4640008	4654631	3055 Amman11118 Jordan	admin@delta-ins.com	www.delta-ins.com
12	Al SAFWA Insurance	1980	Amman Shemesani -Building number 57	5681444	5680599	925383 Amman 11190 Jordan	info@safwainsurance.com	www.safwainsurance.com
13	Holy Land Insurance Company	1980	Amman - Jabal Al Hussein - Beer el Sabe' Str.	5668598	5681973	9130 Amman 11191 Jordan	info@holylandins.com	www.holylandins.com
14	Philadelphia Insurance Company	1980	Jabal Al Hussein - Opposite the Jeddah Palace Hotel	5668131	5693945	8663Amman 11121 Jordan	phico@phicojo.com	www.phicojo.com
15	Arab Life & Accidents Insurance company	1980	Shmeisani, Abd Al-Hamid Sharaf St.	5693180	5693188	925250 Amman 11190, Jordan	info@arabinsurance.jo	www.arabinsurance.jo
16	Arab Union International Insurance Company	1985	Al Abdali – King Hussein St – Building No . 264	5684459	5684085	7241 Amman – 11118 Jordan	diwan@auii-jo.com	www.auii-jo.com
17	The Arab Assurers Company	1996	University Street Opposite the Ministry of Agriculture Building No. 32	5100081	5100082	926269 Amman – 11118 Jordan	info@arabassurers.jo	www.arabassurers.jo
18	Islamic Insurance Company	1996	Amman, Wasfi Al-tall St. - Bldg. No. (94), Al-Tabba' Commercial Complex.	5620151	5621414	941000 Amman 11194 Jordan	islamicinsurance@tiic.com.jo	www.islamicinsurance.jo
19	Jordan International Insurance Company (Newton)	1996	6th Circle, Building next to Dana Plaza Building No. (221)	5901150	5928232	3253 Amman 11181 Jordan	hr@newtoninsurance.com	www.newtoninsurance.com
20	Euro Arab Insurance Group	1996	Shmeisani - Al Shareef Nasir Bin Jameel Street - Building No. 41 - next to Wadi Saqra gas station	5518935	5518956	84065Amman 11953 Jordan	info@euroarabins.com	www.euroarabins.com
21	Arab Jordanian Insurance Group	1996	Wadi Saqrah Street, Toward optical signals of Rabia Building No. (34)	5666219	5669664	840657 Amman 11184	insure@ajig.com	www.ajig.com
22	Arab Orient Insurance Company gig	1996	Amman -Jabal Amman–Abd Al Minem Ryadh Street	5654550	5654551	213590 Amman 11121-Jordan	gigjordan@gig.com.jo	www.gig.com.jo
23	The Mediterranean & Gulf Insurance Co.	2007	Amman-Wadi Saqra Street-Building No. (242)	5633000	5633011	17717 Dahyet al Hussein, Amman 11195, Jordan	Jordan@medgulf.com.jo	www.medgulf.com
24	Solidarity-First Insurance Company	2008	Amman-King Abdullah II Street- Khalda -building Number (95)	5777555	5777550	189-dabouq	info@solidarity.com.jo	www.solidarity.com.jo
25	Jordan Insurance Federation	1986	Amman- Al-Shemisani, Queen Alya St. Building No. (45)	5689266	5689510	P.O.Box 1990 Amman 11118 Jordan	info@IIFjo	www.IIFjo



Jordan Insurance Federation

Tel.: (06) 5689266 Fax: (06) 5689510 Mobile: (07) 96706633 P.O. Box 1990 Amman 11118 Jordan

E-mail: info@JIF.jo

Website: www.JIF.jo